

*Gators Moving*

# FORWARD

GATOR BOOSTERS, INC. FINANCIAL STATEMENTS | JUNE 30, 2021





# CONTENTS

**4 INDEPENDENT AUDITORS' REPORT**

**6 REQUIRED SUPPLEMENTARY INFORMATION -  
MANAGEMENT'S DISCUSSION AND ANALYSIS**

**14 BASIC FINANCIAL STATEMENTS**

Statement of Net Position | 16

Statement of Revenues, Expenses, and Changes in Net Position | 17

Statement of Cash Flows | 18

Notes to Financial Statements | 20

**26 ADDITIONAL INFORMATION**

Schedule of Funds Held and Invested by the University of Florida  
Foundation, Inc. on Behalf of Gator Boosters, Inc. | 27

**28 INDEPENDENT AUDITORS' REPORT ON INTERNAL CONTROL OVER  
FINANCIAL REPORTING AND ON COMPLIANCE AND OTHER MATTERS  
BASED ON AN AUDIT OF FINANCIAL STATEMENTS PERFORMED IN  
ACCORDANCE WITH GOVERNMENT AUDITING STANDARDS**







## INDEPENDENT AUDITORS' REPORT

To the Board of Directors,  
Gator Boosters, Inc.:

### Report on the Financial Statements

We have audited the accompanying financial statements of Gator Boosters, Inc. (Gator Boosters), a direct support organization and component unit (for accounting purposes only) of the University of Florida, as of and for the year ended June 30, 2021, and the related notes to the financial statements, which collectively comprise Gator Boosters' basic financial statements as listed in the table of contents.

### *Management's Responsibility for the Financial Statements*

Gator Boosters' management is responsible for the preparation and fair presentation of these financial statements in accordance with accounting principles generally accepted in the United States of America; this includes the design, implementation, and maintenance of internal control relevant to the preparation and fair presentation of financial statements that are free from material misstatement, whether due to fraud or error.

### *Auditors' Responsibility*

Our responsibility is to express an opinion on these financial statements based on our audit. We conducted our audit in accordance with auditing standards generally accepted in the United States of America and the standards applicable to financial audits contained in *Government Auditing Standards*, issued by the Comptroller General of the United States. Those standards require that we plan and perform the audit to obtain reasonable assurance about whether the financial statements are free from material misstatement.

An audit involves performing procedures to obtain audit evidence about the amounts and disclosures in the financial statements. The procedures selected depend on the auditor's judgment, including the assessment of the risks of material misstatement of the financial statements, whether due to fraud or error. In making those risk assessments, the auditor considers internal control relevant to the entity's preparation and fair presentation of the financial statements in order to design audit procedures that are appropriate in the circumstances, but not for the purpose of expressing an opinion on the effectiveness of the entity's internal control. Accordingly, we express no such opinion. An audit also includes evaluating the appropriateness of accounting policies used and the reasonableness of significant accounting estimates made by management, as well as evaluating the overall presentation of the financial statements.

We believe that the audit evidence we have obtained is sufficient and appropriate to provide a basis for our audit opinion.

### *Opinion*

In our opinion, the financial statements referred to above present fairly, in all material respects, the financial position of Gator Boosters as of June 30, 2021, and the respective changes in financial position and cash flows thereof for the year then ended in accordance with accounting principles generally accepted in the United States of America.

121 Executive Circle  
Daytona Beach, FL 32114-1180  
Telephone: 386-257-4100

133 East Indiana Avenue  
DeLand, FL 32724-4329  
Telephone: 386-738-3300

5931 NW 1st Place  
Gainesville, FL 32607-2063  
Telephone: 352-378-1331

2477 Tim Gamble Place, Suite 200  
Tallahassee, FL 32308-4386  
Telephone: 850-386-6184

Website: [www.jmco.com](http://www.jmco.com) | Email: [info@jmco.com](mailto:info@jmco.com) | Member of AGN International with offices in principal cities worldwide

## ***Other Matters***

### ***Required Supplementary Information***

Accounting principles generally accepted in the United States of America require that the management's discussion and analysis, as listed in the table of contents, be presented to supplement the basic financial statements. Such information, although not a part of the basic financial statements, is required by the Governmental Accounting Standards Board, who considers it to be an essential part of financial reporting for placing the basic financial statements in an appropriate operational, economic, or historical context. We have applied certain limited procedures to the required supplementary information in accordance with auditing standards generally accepted in the United States of America, which consisted of inquiries of management about the methods of preparing the information and comparing the information for consistency with management's responses to our inquiries, the basic financial statements, and other knowledge we obtained during our audit of the basic financial statements. We do not express an opinion or provide any assurance on the information because the limited procedures do not provide us with sufficient evidence to express an opinion or provide any assurance.

### ***Other Information***

Our audit was conducted for the purpose of forming an opinion on the basic financial statements that collectively comprise Gator Boosters financial statements as a whole. The schedule of funds held and invested by the University of Florida Foundation, Inc. on behalf of Gator Boosters, Inc. (as listed in the table of contents) is presented for purposes of additional analysis and is not a required part of the basic financial statements. This schedule has not been subjected to the auditing procedures applied in the audit of the basic financial statements and, accordingly, we do not express an opinion or provide any assurance on it.

### ***Other Reporting Required by Government Auditing Standards***

In accordance with *Government Auditing Standards*, we have also issued our report dated September 23, 2021, on our consideration of Gator Boosters' internal control over financial reporting and on our tests of its compliance with certain provisions of laws, regulations, contracts, and grant agreements and other matters. The purpose of that report is to describe the scope of our testing of internal control over financial reporting and compliance and the results of that testing, and not to provide an opinion on internal control over financial reporting or on compliance. That report is an integral part of an audit performed in accordance with *Government Auditing Standards* in considering Gator Boosters' internal control over financial reporting and compliance.

A handwritten signature in black ink that reads "James Moore & Co., P.L." The signature is written in a cursive, flowing style.

Gainesville, Florida  
September 23, 2021



# ***MANAGEMENT'S DISCUSSION & ANALYSIS***

**JUNE 30, 2021**







**GATOR BOOSTERS, INC.** (*Gator Boosters*), a not-for-profit corporation, is a Direct Support Organization of the University of Florida (the University). The mission of Gator Boosters is to strengthen the University's athletic program by encouraging private giving and volunteer leadership from Gators everywhere. Gator Boosters is the University's athletic fund-raising arm. Its goals are to fully fund the scholarship needs for the University's student-athletes and provide them with the resources necessary to compete at the highest level in athletics and academics. The success of Gator Boosters' fund-raising efforts is a testament to the accomplishments of our athletes, the generosity of our membership and the hard work of our fundraisers and support staff.

## OVERVIEW OF THE FINANCIAL STATEMENTS

This report is provided for your convenience and understanding of Gator Boosters' financial condition and operating activities as of and for the fiscal year ended June 30, 2021. This discussion and analysis is a narrative explanation of Gator Boosters' financial condition and operating activities for the year. The overview presented below highlights the significant financial activities that occurred during the past year and describes changes in financial activity from the prior year. Please read this overview in conjunction with the comparative summaries of net position and revenues, expenses and changes in net position and Gator Boosters' financial statements, which begin on Page 16.

## USING THESE FINANCIAL STATEMENTS

This report consists of a series of financial statements, prepared in accordance with Governmental Accounting Standards Board (GASB) Statement No. 34, *Basic Financial Statements – and Management's Discussion and Analysis – for State and Local Governments* and Statement No. 35, *Basic Financial Statements – and Management's Discussion and Analysis – for Colleges and Universities*.

There are three financial statements presented: the Statement of Net Position, the Statement of Revenues, Expenses and Changes in Net Position and the Statement of Cash Flows. The Statement of Net Position and the Statement of Revenues, Expenses, and Changes in Net Position help to answer the question of whether Gator Boosters is better or worse off as a result of the year's activities. These statements include all assets and liabilities using the accrual basis of accounting, which is similar to the accounting used by most private-sector companies. All of the current

year's revenues and expenses are taken into account regardless of when cash is received or paid.

## SUMMARY OF NET POSITION

The Statement of Net Position presents the assets, liabilities and net position of Gator Boosters as of the end of the last fiscal year. A Statement of Net Position is a point-in-time financial statement. Its purpose is to present to the readers of the financial statements a fiscal snapshot of Gator Boosters. The Statement of Net Position present end-of-the-year data concerning assets (what Gator Boosters owns and how much is owed by others), liabilities (what Gator Boosters owes to others and has collected from others before the service has been provided), and Net Position (assets minus liabilities). The statements are prepared using the economic resources measurement focus and the accrual basis of accounting, where revenues are recorded when earned and expenses are recognized when they are incurred.

From the data presented, readers of the Statement of Net Position are able to determine the assets available to continue the operations of Gator Boosters. They are able to determine how much Gator Boosters owes vendors and other entities. Finally, the Statement of Net Position provides a picture of the net position and availability for expenditure by Gator Boosters.

Net Position is divided into three major categories. The first category is "unrestricted" net position. Unrestricted net position is available to Gator Boosters for any legal purpose. The next net position category, "net investment in capital assets", presents Gator Boosters' equity in property and equipment. The final category is "restricted" net position for permanent endowments. Gator Boosters' restricted net position includes the cash surrender value of life insurance policies, which are restricted by contributors for permanent endowments.



**Condensed Summary of Net Position** (thousands of dollars)

	2021	2020	2020-2021		2019	2019-2020	
			Increase (decrease)	Percent change		Increase (decrease)	Percent change
<b>Assets</b>							
Current assets	\$ 34,860,977	\$ 30,825,355	\$ 4,035,622	13.09%	\$ 5,461,013	\$ 25,364,342	464.46%
Capital assets, net	-	309	(309)	(100.00)%	773	(464)	(60.03)%
Other assets	584,381	566,455	17,926	3.16%	590,088	(23,633)	(4.00)%
Total assets	35,445,358	31,392,119	4,053,239	12.91%	6,051,874	25,340,245	418.72%
<b>Liabilities</b>	35,894,115	31,866,416	4,027,699	12.64%	5,006,727	26,859,689	536.47%
<b>Net Position</b>							
Unrestricted	(970,138)	(970,448)	310	0.03%	552,461	(1,522,909)	(275.66)%
Net investment in capital assets	-	309	(309)	(100.00)%	773	(464)	(60.03)%
Restricted for permanent endowments-nonexpendable	521,381	495,842	25,539	5.15%	491,913	3,929	0.80%
Total net position	\$ (448,757)	\$ (474,297)	\$ 25,540	5.38%	\$ 1,045,147	\$ (1,519,444)	(145.38)%

**HIGHLIGHTS**

- Gator Boosters transfers its earned operating income in the form of contributions to The University Athletic Association, Inc. (the Athletic Association) for scholarships, capital improvements, and also transfers non-operating income earned from endowment funds held at the University of Florida Foundation, Inc. (the Foundation). As a result, net position remains relatively unchanged from year to year, and this year Gator Boosters had no exceptions similar to the prior year.
- In 2021, total assets increased by \$4.1 million, as opposed to 2020, whereby current assets increased by \$25.4 million. This increase is due to a change in how Booster contributions are earned and recorded (See note 5).
- Liabilities increased by \$4.0 million in 2021 due to the timing of transfers to the UAA and increased by \$26.8 million in 2020 mainly due to a change in how Booster contributions are earned and recorded (See note 5).

**SUMMARY OF REVENUES, EXPENSES, AND CHANGES IN NET POSITION**

The Statement of Revenues, Expenses and Changes in Net Position presents the revenues and expenses incurred during each year. Revenues and expenses are reported as operating and nonoperating. Operating

revenue consists of contributions from a 12,000 plus-person membership and major gifts. Operating expenses are related to the necessary administrative and personnel needs to manage and promote the membership program.

Nonoperating revenues are revenues received for which goods or services are not provided. Investment income generated on the endowment funds held at the Foundation and on Gator Boosters operating funds are classified as nonoperating revenues.

Nonoperating expenses are investment and gift fees related to the management of the endowment funds, and the transfers of contributions to the Athletic Association and the Foundation.





**Condensed Summary of Revenues, Expenses and Changes in Net Position** (thousands of dollars)

	2020-2021				2019-2020		
	2021	2020	Increase (decrease)	Percent change	2019	Increase (decrease)	Percent change
<b>Operating revenues:</b>							
Football-related contributions	\$ 5,582,327	\$ 2,981,862	\$ 2,600,465	87.21%	\$ 30,797,600	\$ (27,815,738)	(90.32)%
Basketball-related contributions	597,090	868,448	(271,358)	(31.25)%	2,886,562	(2,018,114)	(69.91)%
Baseball-related contributions	391,840	-	391,840	N/A	-	-	N/A
Capital improvement contributions	8,095,738	14,611,395	(6,515,657)	(44.59)%	6,366,163	8,245,232	129.52%
Special events and other	292,289	232,060	60,229	25.95%	183,896	48,164	26.19%
Total operating revenues	14,959,284	18,693,765	(4,126,321)	(22.07)%	40,234,221	(21,540,456)	(53.54)%
<b>Nonoperating revenues:</b>							
Allocation of earnings from endowments at the Foundation	2,214,362	2,046,000	168,362	8.23%	1,938,551	107,449	5.54%
Investment Income	(2,060)	111,064	(113,124)	(101.85)%	37,875	73,189	193.24%
Total nonoperating revenues	2,212,302	2,157,064	55,238	2.56%	1,976,426	180,638	9.14%
Total revenues	17,171,586	20,850,829	(4,071,083)	(19.52)%	42,210,647	(21,359,818)	(50.60)%
<b>Operating expenses</b>	2,581,481	4,009,584	(1,428,102)	(35.62)%	3,904,749	104,835	2.68%
<b>Nonoperating expenses:</b>							
Contributions to the Athletic Association	14,234,478	17,664,608	(3,430,130)	(19.42)%	38,027,149	(20,362,541)	(53.55)%
Contributions to the Foundation	17,700	64,166	(46,466)	(72.42)%	10,040	54,126	539.10%
Gift fees	318,859	634,789	(315,930)	(49.77)%	270,774	364,015	134.43%
Total nonoperating expenses	14,571,037	18,363,563	(3,792,526)	(20.65)%	38,307,963	(19,944,400)	(52.06)%
Total expenses	17,152,519	22,373,147	(5,220,628)	(23.33)%	42,212,712	(19,839,565)	(47.00)%
<b>Contributions from donors for permanent endowment</b>	6,472	2,874	3,598	125.19%	5,004	(2,130)	(42.57)%
<b>Increase (decrease) in net assets</b>	25,539	(1,519,444)	1,153,143	(75.89)%	2,939	(1,522,383)	(51,799.35)%
<b>Net assets, end of year</b>	<u>\$ (469,757)</u>	<u>\$ (495,297)</u>	<u>\$ 25,539</u>	<u>(5.16)%</u>	<u>\$ 1,024,147</u>	<u>\$ (1,519,444)</u>	<u>(148.36)%</u>

**HIGHLIGHTS**

- The increase in Football related contributions in 2021 by \$2.6 million and decrease in 2020 by \$27.8 million is mainly due to a change in how Booster contributions are earned and recorded (see note 5). Overall Football related contributions are down due to limited capacity seating during the 2020 season.
- Basketball related contributions for the 20-21 season decreased by \$271K mainly due to limited capacity during the 20-21 basketball season and decreased in 2020 by \$2.0 million due to a change in how Booster contributions are earned and recorded (see note 5).
- The 2021 Baseball season was the first year for ticket related contributions and the opening of the new Florida Ballpark. Revenues are low due to limited capacity seating during the season.
- Capital improvement contributions are major gifts designated by the donors for facility construction and

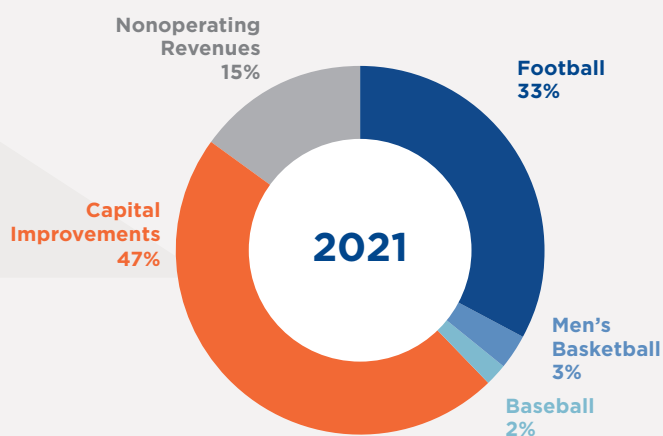
renovation. In 2021, these contributions decreased by \$6.5 million and increased in 2020 by \$8.2 million due to the timing of pledge payments.

- Earnings from endowments at the Foundation remained relatively flat in both 2021 and 2020.
- In 2021, investment income decreased by approximately \$113K due to a present value adjustment to investments held in the State of Florida's Special Purpose Investment Account. In 2020, investment income increased by approximately \$73K due to realizing the proceeds from a life insurance policy owned by Gator Boosters.
- Contributions to the Athletic Association decreased in 2021 by \$3.4 million due to limited capacity seating in sports requiring a contribution and reduced capital improvement contributions. The decrease in 2020 by \$20.4 million is due to capital improvement contributions and a change in how Booster contributions are earned and recorded (see note 5)
- Gift fees paid to the Foundation fluctuate based on capital contributions received on a year-to-year basis.

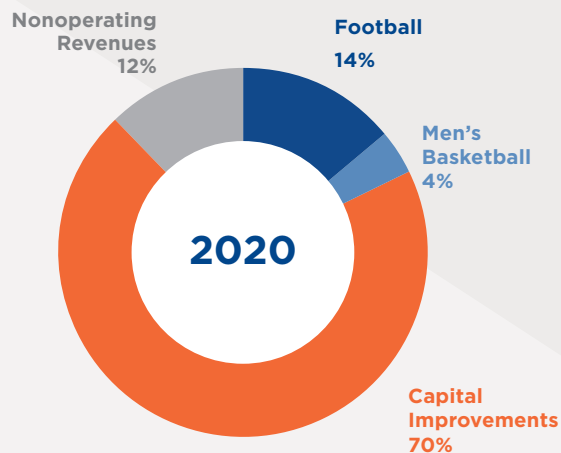


## REVENUES

A graphical representation of the composition of our revenues for the years ended June 30, 2021 and 2020 follows:



**Total: \$17,171,586**

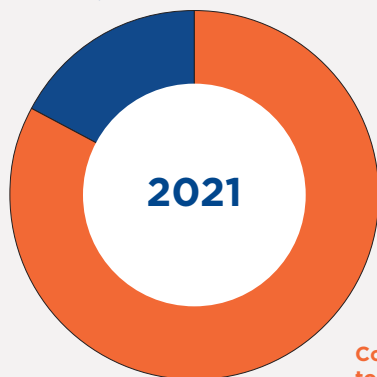


**Total: \$ 20,850,829**

## EXPENSES

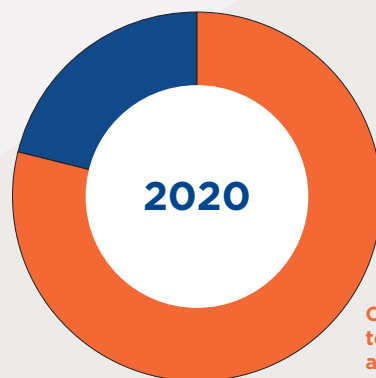
A graphical representation of the composition of our expenses for the years ended June 30, 2021 and 2020 follows:

Operating expenses and investment fees  
17%



Contributions to the UAA and the UF Foundation  
83%

Operating expenses and investment fees  
21%



Contributions to the UAA and the UF Foundation  
79%



## SUMMARY OF THE STATEMENTS OF CASH FLOWS

The final statement presented is the Statement of Cash Flows. The primary purpose of the Statement of Cash Flows is to provide detailed information about the cash receipts and cash payments of Gator Boosters during the years shown. The statement classifies cash receipts and cash payments as they result from operating, noncapital financing, capital and related financing, or investing activities. The first section, cash flows from operating activities, presents the cash effects of transactions and other events that enter into the

determination of Gator Boosters' operating income. The second section, cash flows from noncapital financing activities, shows the cash received and spent for nonoperating, noninvesting, and noncapital financing purposes and includes contributions to the Athletic Association and Foundation. The next section, cash flows from capital and related financing activities, provides information about cash used for the acquisition of capital assets and related items. The fourth section, cash flows from investing activities, details the proceeds and income received from investing activities. The final section reconciles the net cash provided (used) by operating activities to the operating income reflected on the Statement of Revenues, Expenses and Changes in Net Position.

### Condensed Summary of Cash Flows (thousands of dollars)

	2020-2021				2019-2020		
	2021	2020	Increase (decrease)	Percent change	2019	Increase (decrease)	Percent change
<b>Cash flows from:</b>							
Operating activities	\$ 12,017,414	\$ 19,022,366	\$ (7,004,952)	(36.82)%	\$ 36,319,866	\$ (17,297,500)	(47.63)%
Noncapital financing activities	(12,779,192)	(21,817,839)	9,038,647	41.43%	(36,636,533)	14,818,694	40.45%
Investing activities	2,073,684	1,322,461	751,223	56.80%	1,816,707	(494,246)	(27.21)%
Net change in cash and cash equivalents	1,311,906	(1,473,012)	2,784,918	189.06%	1,500,040	(2,973,052)	(198.20)%
<b>Cash and cash equivalents, end of year</b>	<b>\$ 1,788,694</b>	<b>\$ 476,788</b>	<b>\$ 1,311,906</b>	<b>275.15%</b>	<b>\$ 1,949,800</b>	<b>\$ (1,473,012)</b>	<b>(75.55)%</b>

## HIGHLIGHTS

- Cash provided by operating activities decreased by \$7.0 million in 2021 mainly due to reduced capacity in Football, Men's Basketball, and Baseball and decreased by \$17.3 million in 2020 due to a change in how Booster contributions are earned and recorded.
- Cash used for noncapital financing activities decreased by \$9.0 million in 2021 and decreased by \$14.8 million in 2020 due to fluctuations in the contributions made to the Athletic Association.
- Cash provided by investing activities increased

by \$751K in 2021 and decreased by \$494K in 2020 due to the timing of transfers from the Foundation to Gator Boosters.

## NEXT YEAR

The main focus of Gator Boosters in 2021-2022 will be on soliciting major gifts for the new football training complex and the continual growth of the University's athletic facilities. Gator Boosters will also focus on building our donor pipeline and enhancing the current membership levels to promote revenue generation.



### CONTACTING MANAGEMENT

This financial narrative is designed to provide the reader with a general overview of Gator Boosters' finances and to show Gator Boosters' accountability

for the contributions it receives. If you have questions about this report or need additional financial information, contact the Gator Boosters Office at Ben Hill Griffin Stadium, Gainesville, Florida: Gator Boosters, Inc., PO Box 13796, Gainesville, FL 32604, (352) 375-4683.



A background image of a baseball player in a white and blue uniform, captured mid-pitch. The player's arm is extended, and a baseball is visible in the hand. The background is a blurred baseball field with a blue outfield fence. A large, semi-transparent red and orange geometric shape overlays the left and center portions of the image, serving as a backdrop for the text.

# ***BASIC FINANCIAL STATEMENTS***

**JUNE 30, 2021**

- 16    STATEMENT OF NET POSITION**
- 17    STATEMENT OF REVENUES, EXPENSES,  
AND CHANGES IN NET POSITION**
- 18    STATEMENT OF CASH FLOWS**
- 20    NOTES TO FINANCIAL STATEMENTS**





## Statement of Net Position

(for the year ended June 30, 2021)

		<b>2021</b>
<b>ASSETS</b>		
<b>Current Assets:</b>		
Cash and cash equivalents	\$	1,788,694
Short-term investments		1,046,189
Funds held and invested by the University of Florida Foundation, Inc. on behalf of Gator Boosters, Inc., current portion		1,328,065
Accounts receivable		940
Due from the University Athletic Association, Inc.		29,581,191
Due from the University of Florida Foundation, Inc.		1,032,396
Prepaid expenses		83,502
Total current assets		<u>34,860,977</u>
<b>Noncurrent Assets</b>		
Cash surrender value of life insurance, restricted		521,381
Funds held and invested by the University of Florida Foundation, Inc on behalf of Gator Boosters, Inc., noncurrent portion		<u>63,000</u>
Total noncurrent assets		<u>584,381</u>
<b>Total assets</b>	<b>\$</b>	<b><u>35,445,358</u></b>
<b>LIABILITIES</b>		
<b>Current Liabilities</b>		
Accounts payable and accrued expenses		171,108
Due to the University Athletic Association, Inc., current portion		1,973,827
Accrued compensated absences, current portion		10,000
Unearned revenue		<u>33,128,858</u>
Total current liabilities		<u>35,283,793</u>
<b>Noncurrent Liabilities</b>		
Due to the University Athletic Association, Inc., noncurrent portion		63,000
Unearned Revenue, noncurrent portion		<u>437,916</u>
Accrued compensated absences, noncurrent portion		<u>109,406</u>
Total noncurrent liabilities		<u>610,322</u>
<b>Total liabilities</b>	<b>\$</b>	<b><u>35,894,115</u></b>
<b>NET POSITION</b>		
Restricted for permanent endowments - nonexpendable		521,381
Unrestricted		<u>(970,138)</u>
<b>TOTAL NET POSITION</b>	<b>\$</b>	<b><u>(448,757)</u></b>

The accompanying notes are an integral part of these financial statements.

### Statement of Revenues, Expenses and Changes In Net Position

(for the year ended June 30, 2021)

	<b>2021</b>
<b>Operating Revenues</b>	
Football-related contributions	\$ 5,582,327
Basketball-related contributions	597,090
Baseball-related contributions	391,840
Capital improvement contributions	8,095,738
Special events	42,555
Other contributions	249,734
Total operating revenues	<u>14,959,284</u>
<b>Operating income</b>	
<b>Operating Expenses</b>	
Salaries and benefits	1,527,991
Publication expenses	17,351
Promotion	633,364
Meeting and travel	19,528
General and administrative	383,154
Special events	93
Total operating expenses	<u>2,581,482</u>
<b>Operating Income</b>	<u>12,377,802</u>
<b>Nonoperating revenues (expenses)</b>	
Contributions to the University Athletic Association, Inc.	(14,234,478)
Contributions to the University of Florida Foundation, Inc.	(17,700)
Allocation of earnings from endowments at the University of Florida Foundation, Inc.	2,214,362
Investment income (loss)	(2,060)
Gift and overhead fees	(318,859)
Net nonoperating revenues (expenses)	<u>(12,358,735)</u>
<b>Income before contributions for permanent endowments</b>	<u>19,067</u>
<b>Contributions from donors for permanent endowments</b>	6,472
<b>Increase in net position</b>	<u>25,539</u>
<b>Net position, beginning of year</b>	(474,297)
<b>Net position, end of year</b>	<u><u>\$ (448,757)</u></u>

The accompanying notes are an integral part of these financial statements.



## Statement of Cash Flows

(for the year ended June 30, 2021)

	<b>2021</b>
<b>Cash flows from operating activities</b>	
Receipts from contributors and others	\$ 14,662,948
Payments to employees for services	(1,519,858)
Payments to suppliers	(1,125,676)
Net cash provided by operating activities	<u>12,017,414</u>
<b>Cash flows from noncapital financing activities</b>	
Receipts from contributors for permanent endowments	2,977
Contributions to the University of Florida Foundation, Inc.	(17,700)
Contributions to the University Athletic Association, Inc.	(12,764,469)
Net cash used in noncapital financing activities	<u>(12,779,192)</u>
<b>Cash flows from investing activities</b>	
Redemption of funds held and invested by the University of Florida Foundation, Inc. on behalf of Gator Boosters, Inc.	7,215,688
Investment of funds held and invested by the University of Florida Foundation, Inc. on behalf of Gator Boosters, Inc.	(7,970,506)
Gift and overhead fees	(318,860)
Premiums paid on life insurance policies	(2,977)
Allocation of earnings from endowments at the University of Florida Foundation, Inc.	3,150,141
Purchases of investment securities	(18,067)
Cash received for interest	18,265
Net cash provided by investing activities	<u>2,073,684</u>
<b>Increase in cash and cash equivalents</b>	<u>1,311,906</u>
<b>Cash and cash equivalents, beginning of year</b>	476,788
<b>Cash and cash equivalents, end of year</b>	<u><u>\$ 1,788,694</u></u>

The accompanying notes are an integral part of these financial statements.

### Statement of Cash Flows

(for the year ended June 30, 2021)

	<u>2021</u>
<b>Reconciliation of operating income to net cash provided by operating activities</b>	
Operating income	\$ 12,377,802
Adjustments to reconcile operating income to net cash provided by operating activities:	
Depreciation	309
Changes in assets and liabilities:	
Accounts receivables	1,067
Prepaid expenses	7,446
Accounts payable and accrued expenses	(63,304)
Due from the University Athletic Association, Inc.	(2,930,398)
Accrued compensated absences	(8,499)
Unearned revenue	2,632,991
<b>Net cash provided by operating activities</b>	<b><u>\$ 12,017,414</u></b>

The accompanying notes are an integral part of these financial statements.



# NOTES TO FINANCIAL STATEMENTS

## 1. SUMMARY OF SIGNIFICANT ACCOUNTING POLICIES

The following is a summary of the more significant accounting policies of Gator Boosters, Inc. (Gator Boosters), which affect significant elements of the accompanying basic financial statements:

**(a) Reporting entity**—Gator Boosters is a not-for-profit organization established solely to solicit funds for the benefit of the University of Florida (the University) athletic programs. The accompanying financial statements are intended to present the results of these fund raising efforts and the resources available to support the University's athletic programs. Gator Boosters is a direct support organization and component unit (for accounting purposes only) of the University.

**(b) Measurement focus, basis of accounting, and financial statement presentation**—The financial statements of Gator Boosters have been prepared using the economic resources measurement focus and the accrual basis of accounting. Under this method, revenues are recorded when earned and expenses are recognized when they are incurred.

Gator Boosters distinguishes operating revenues and expenses from nonoperating items. Operating revenues and expenses for Gator Boosters are those that result from the solicitation of funds for the benefit of the University athletic programs. It also includes all revenue and expenses not related to capital and related financing, noncapital financing, or investing activities. As required by GASB Statement No. 34, *Basic Financial Statements - and Management's Discussion and Analysis - for State and Local Governments*, contributions to permanent endowments are not considered operating revenues and are reported after nonoperating revenues and expenses in the accompanying statements of revenues, expenses, and changes in net position.

**(c) Cash and cash equivalents**—For purposes of reporting cash flows, cash and cash equivalents include only highly liquid investments with original maturities of three months or less.

**(d) Accounts receivable**—Accounts receivable are stated at the amount management expects to collect from balances at year-end. Based on management's assessment of the credit history with organizations and individuals having outstanding balances and current relationships with them, it has concluded that realized losses on balances outstanding at year-end will likely be immaterial. Gator Boosters has no policy requiring collateral or other security to support its accounts receivable.

**(e) Fair value measurements**—Gator Boosters categorizes its fair value measurements within the fair value hierarchy established by generally accepted accounting principles. The hierarchy is based on the valuation inputs used to measure the fair value of the asset. Level 1 inputs are quoted prices in active markets for identical assets; Level 2 inputs are significant other observable inputs; Level 3 inputs are significant unobservable inputs.

**(f) Capital assets**—Capital assets purchased or acquired with an original cost of \$700 or more are recorded at historical cost or estimated historical cost. Contributed assets are recorded at fair market value as of the date received. Additions, improvements and other capital outlays that significantly extend the useful life of an asset are capitalized. Other costs incurred for repairs and maintenance are expensed as incurred. Depreciation on all assets is provided on the straight-line basis over the estimated useful lives of the assets, which is considered to be five years for all assets owned by Gator Boosters at June 30, 2021. All capital asset balances at June 30, 2021 are fully depreciated.

**(g) Restricted assets**—Restricted assets include the cash surrender value of life insurance policies, which are restricted by contributors for permanent endowments.

**(h) Accrued compensated absences**—Eligible employees are entitled to annual and sick leave with pay. Gator Boosters accrues accumulated unpaid annual vacation leave and associated employee-related costs, these amounts are included in the accompanying statement of net position. Vacation pay is expensed when earned by the employee up to the maximum payout. Sick leave payments are

expensed when used, as sick leave is not eligible for payout.

**(i) Unearned revenue**—Current unearned revenues consist of contributions for sport seasons in the next fiscal year. The unearned items are recognized as revenue when the related games are played.

**(j) Net position**—Net position is classified and displayed in three components:

- Net investment in capital assets – consists of capital assets, net of accumulated depreciation, reduced by the outstanding balances of any debt that is attributable to those assets.
- Restricted – consists of assets that have constraints placed upon their use either by external donors or creditors or through laws, regulations or constraints imposed by law through constitutional provisions or enabling legislation, reduced by any liabilities to be paid from these assets.
- Unrestricted – consists of net position that does not meet the definition of “restricted” or “net investment in capital assets.”

When both restricted and unrestricted net position is available for use, it is Gator Boosters’ policy to use restricted resources first, then unrestricted resources as they are needed.

**(k) Use of estimates**—The preparation of financial statements in conformity with accounting principles generally accepted in the United States of America requires management to make estimates and assumptions that affect the reported amounts of assets and liabilities at the date of the financial statements and reported amounts of revenues and expenses during the year. Actual results could differ from those estimates.

**(l) Income taxes**—Gator Boosters is generally exempt from Federal income taxes under the provisions of Section 501(c)(3) of the Internal Revenue Code. Therefore, no provision for income taxes has been made in the accompanying financial statements.

Gator Boosters files tax returns in the U.S. federal jurisdiction. Management of Gator Boosters considers the likelihood of changes by taxing authorities in its filed income tax returns and recognizes a liability for or discloses potential significant changes that management believes are more likely than not to occur, including changes to Gator Boosters’ status as a not-for-profit entity. Management believes Gator Boosters met the requirements to maintain its tax-exempt status and has no income subject to unrelated business income tax, therefore no provision for income taxes has been provided in these financial statements. Gator Boosters’ income tax returns for the past three years are subject to examination by tax authorities, and may change upon examination.

**(m) Future accounting pronouncements**—GASB issued Statement No. 87, *Leases*, in June 2017. GASB 87 aims to better meet the information needs of financial statement users by improving accounting and financial reporting for leases by governments. The provisions in GASB 87 are effective for periods beginning after December 15, 2019. Gator Boosters is currently evaluating the impact this statement will have on its financial statements.





## 2. CASH AND SHORT-TERM INVESTMENTS

**(a) Cash and cash equivalents**—Gator Boosters had demand deposits with a regional bank with bank balances amounting to \$1,806,790 at June 30, 2021. Custodial credit risk for deposits is the risk that in the event of a bank failure, Gator Boosters' deposits may not be returned. Gator Boosters does not have a deposit policy for custodial credit risk, although all demand deposits with banks are federally insured up to \$250,000 under FDIC protection. As of June 30, 2021, \$1,556,790 of Gator Boosters' bank balances was exposed to custodial credit risk.

**(b) Short-term investments**—Short-term investments are comprised of funds invested in the Special Purpose Investment Account (SPIA) within the Florida Treasury Investment Pool (FTIP). Funds within the FTIP are subject to various risks including credit risk and interest rate risk. Credit risk is the risk that an issuer or other counterparty to an investment will not fulfill its obligations. This risk can be evaluated based on the rating assigned to an issuer or other counterparty by an independent rating agency. Interest rate risk is the risk that arises for holders of fixed income securities due to fluctuations in interest rates. This risk increases as the time to maturity or duration of these securities increase. The FTIP is not exposed to foreign currency risk as State law and investment policy do not authorize the FTIP to purchase investments in foreign currencies.

Gator Boosters reported short-term investments in SPIA at fair value totaling \$1,046,189 at June 30, 2021 representing ownership of a share of the pool,

not the underlying securities. Pooled investments with the State Treasury are not registered with the Securities and Exchange Commission. Oversight of the pooled investments with the State Treasury is provided by the Treasury Investment Committee per Section 17.575, Florida Statutes. The authorized investment types are set forth in Section 17.57, Florida Statutes. The SPIA carried a credit rating of AA-f by Standard & Poor's, had an effective duration of 2.60 years and a fair value factor of 0.9840 as of June 30, 2021. Participants contribute to the Treasury Pool on a dollar basis. These funds are commingled and a fair value of the pool is determined from the individual values of the securities. The fair value of the securities is summed and a total pool fair value is determined. A fair value factor is calculated by dividing the pool's total fair value by the pool participant's total cash balances. The fair value factor is the ratio used to determine the fair value of an individual participant's pool balance. Gator Boosters relies on policies developed by the State Treasury for managing interest rate risk or credit risk for this investment pool. Disclosures for the State Treasury investment pool are included in the notes to financial statements of the State's Comprehensive Annual Financial Report.

The fair value of Gator Boosters investment in SPIA is measured on a recurring basis, which is valued based on Gator Boosters share of the pool, using significant unobservable inputs (Level 3).

## 3. CAPITAL ASSETS

Capital asset activity for the year ended June 30, 2021, was as follows:

**Table 1. Capital Assets - June 30, 2021 (Note 3)**

	Beginning Balance	Additions	Decreases	Ending Balance
Furniture and equipment	\$ 135,017	\$ -	\$ (44,956)	\$ 90,061
Leasehold improvements	50,018	-	-	50,018
Total capital assets being depreciated	185,035	-	(44,956)	140,079
Less accumulated depreciation for:				
Furniture and equipment	134,708	309	(44,956)	90,061
Leasehold improvements	50,018	-	-	50,018
Total accumulated depreciation	184,726	309	(44,956)	140,079
<b>Capital assets, net</b>	<b>\$ 309</b>	<b>\$ (309)</b>	<b>\$ -</b>	<b>\$ -</b>

#### 4. FUNDS HELD AND INVESTED BY THE UNIVERSITY OF FLORIDA FOUNDATION, INC. ON BEHALF OF GATOR BOOSTERS

Endowment fund investments are held and invested by the University of Florida Foundation, Inc. (the Foundation) to be managed on behalf of Gator Boosters. Endowment fund contributions made to the Foundation and any appreciation on all of the endowment funds are considered to be assets and net position of the Foundation. These amounts are not included in the accompanying financial statements of Gator Boosters as they are not considered to be the property of Gator Boosters. The total amount of endowment and unearned

endowment assets held by the Foundation on behalf of Gator Boosters was \$77,921,224 at June 30, 2021.

In addition to endowment and deferred endowment funds, Gator Boosters maintains operating accounts with the Foundation. These amounts are included in the accompanying financial statements of Gator Boosters as "Funds held and invested by the University of Florida Foundation, Inc. on behalf of Gator Boosters, Inc." and were comprised of the following at June 30, 2021:

**Table 2. Funds held and invested by the University of Florida Foundation, Inc. on behalf of Gator Boosters, Inc. June 30, 2021 (Note 4)**

	Major Gifts	Ticket Related	Admin O/H	Total
Assets:				
Cash	\$ 1,326,642	\$ -	\$ 1,423	\$ 1,328,065
Real estate held for resale	63,000	-	-	63,000
Total Assets	1,389,642	-	1,423	1,391,065
Liabilities	-	-	-	-
<b>Net funds held</b>	<b>\$ 1,389,642</b>	<b>\$ -</b>	<b>\$ 1,423</b>	<b>\$ 1,391,065</b>





Donations of real estate held for resale received by the Foundation on behalf of Gator Boosters are initially recorded at the appraised value and annually the Director of Real Estate at the Foundation reviews all properties for any material impairment. The real estate held for resale component of these funds are considered noncurrent assets, all other items are considered current assets in the accompanying financial statements.

The Foundation distributes an earnings allocation (4.00% for the year ended June 30, 2021) on endowment funds to Gator Boosters annually. These earnings allocations totaled \$2,214,362 for the year ended June 30, 2021. Gator Boosters must use the cash payout for the purposes designated by the donor. Any investment income and realized or unrealized gains in excess of the earnings

allocation is retained by the Foundation and reinvested in the Foundation endowment pool.

## 5. UNEARNED REVENUES

During the fiscal years ending June 30, 2019 and prior, Gator Boosters, Inc. would recognize contributions as revenues in the year in which such amounts were received. However, due to the uncertainty that the COVID-19 pandemic has created for the fiscal years ending June 30, 2021 and 2020 Gator Boosters, Inc. recognized only those contributions received that were applicable to an athletic event that was held during those fiscal years. All other contributions received for athletic events that will be held in future fiscal years have been deferred. The unearned revenues for the year ended June 30, 2021 is as follows:

**Table 3. Unearned Revenues - June 30, 2021 (Note 5)**

	<b>Beginning Balance</b>	<b>Additions</b>	<b>Reductions</b>	<b>Ending Balance</b>	<b>Amounts Due Within One Year</b>
Unearned Gator Boosters Revenues	\$ 30,933,783	\$ 17,807,030	\$ (15,174,039)	\$ 33,566,774	\$ 33,128,858

## 6. LONG-TERM LIABILITIES

Long-term liability activity for the year ended June 30, 2021, was as follows:

**Table 4. Long-Term Liabilities June 30, 2021 (Note 6)**

	<b>Beginning Balance</b>	<b>Additions</b>	<b>Reductions</b>	<b>Ending Balance</b>	<b>Amounts Due Within One Year</b>
Accrued compensated absences	\$ 127,905	\$ 95,105	\$ 103,604	\$ 119,406	\$ 10,000

## 7. RELATED-PARTY TRANSACTIONS

Gator Boosters solicits contributions in support of the University's athletic programs, which are administered by The University Athletic Association, Inc. (the Athletic Association). Support is provided for scholarships and athletic facilities. Amounts transferred to the Athletic Association are reflected in the accompanying financial statements.

Beginning with the fiscal year ending June 30, 2020, Gator Boosters, Inc. recognizes contribution expense for amounts remitted to the Athletic Association in the year in which the related athletic event is held. A reconciliation of contribution expense to the Athletic Association as recognized in the accompanying statements of revenues, expenses, and changes in net position to contribution income as reflected in the financial statements of the Athletic Association for the year ended June 30, 2021 is as follows:

**Table 5. Related Party Transactions - Booster Transfers** (Note 7)

	<b>2021</b>
Contributions to the Athletic Association, as recognized in the accompanying statements of revenues, expenses, and changes in net position.	<u>\$ 14,234,478</u>
Adjustment from amount previously recognized by the Athletic Association for changes of how prior year contribution amounts were earned and recorded from Gator Boosters	<u>(810,397)</u>
Contributions from Gator Boosters, Inc., as recognized in the financial statements of the Athletic Association	<u><b>\$ 13,424,081</b></u>

Gator Boosters occupies, without charge, office space owned by the Athletic Association. The use of this office space was valued at \$70,620 for the year ended June 30, 2021, and is recorded by Gator Boosters as rent expense and donated facilities, which is included in “general and administrative” expenses in the accompanying financial statements. During 2004, Gator Boosters entered into an agreement with the Athletic Association whereby the Athletic Association would provide accounting services to Gator Boosters. Additionally, Gator Boosters annually reimburses the Athletic Association for sports information and computer support services. For the year ended June 30, 2021, Gator Boosters paid \$190,000 to the Athletic Association for accounting and other support services.

#### **8. DONATED MATERIALS, FACILITIES AND SERVICES**

Gator Boosters records the value of donated materials, facilities and services at their fair market value at the date of donation. For the year ended June 30, 2021, Gator Boosters received \$88,120 for donated materials, facilities and services, of which \$70,620 per year was from the Athletic Association for the use of office space.

#### **9. PENSION PLAN**

Beginning July 1, 2013, the Gator Boosters Board of Directors elected to adopt The University of Florida Athletic Association, Inc. Employees’ Money Purchase Pension Plan and Trust, a defined contribution pension plan covering substantially

all full-time employees. Total pension expense for the plan was \$30,224 for the year ended June 30, 2021. Contributions are made by Gator Boosters to the pension plan based on 10% of an eligible employee’s earnings. During the year ended June 30, 2021 total pension applicable payroll for employees covered under the plan was \$251,865, which represented approximately 21% of total payroll for the year ended June 30, 2021. Pension applicable payroll for the year ended June 30, 2021 includes July 1 – September 30, 2020 only, as employer contribution was paused beginning October 1, 2020.

#### **10. RISK MANAGEMENT**

Gator Boosters is exposed to various risks of loss including general liability, property and casualty, group health and life, auto and physical damage, and workers’ compensation. Conventional, commercial insurance coverage has been purchased from various independent carriers to insure against such risks and minimize Gator Boosters’ financial exposure to such risks. Claims have not exceeded coverage in the past three years.

Gator Boosters is not involved in any risk pools with other governmental entities.

#### **11. COVID-19 PANDEMIC**

The financial impacts of the COVID-19 pandemic were felt through much of fiscal year 2021, and such financial impacts have been reflected in the June 30, 2021 financial statements.





# ***ADDITIONAL INFORMATION***

**JUNE 30, 2021**

**Schedule of Funds Held and Invested by The University of Florida Foundation, Inc.  
On Behalf Of Gator Boosters, Inc.  
(Unaudited)**

(for the year ended June 30, 2021)

	Operating Funds	Endowment Income Funds**	Unearned Endowments Owned by the UF Foundation, Inc.*	Endowment Funds Owned by the UF Foundation, Inc.*	Total
<b>Balance, June 30, 2020</b>	\$ 631,710	\$ 1,965,384	\$ 321,616	\$ 61,980,887	\$ 64,899,597
Contributions	7,894,560	570	29,990	385,337	8,310,457
Gift, credit card, and overhead fees	(323,606)	(21,490)	(31,871)	(761,512)	(1,138,479)
Beneficiary distributions	223,401	282	(894,042)	-	(670,359)
Investment earnings (losses)	4,537	-	556,973	18,474,030	19,035,540
Real estate gains (losses)	(3,070)	-	-	(10,045)	(13,115)
Change in valuation methodology by the UF Foundation, Inc.***	-	-	132,563	-	132,563
Allocation of earnings from endowments at the UF Foundation, Inc.	-	2,262,403	-	-	2,262,403
Transfer of operating funds to other accounts	(7,036,467)	(3,095,210)	-	(2,262,702)	(12,394,379)
<b>Balance, June 30, 2021</b>	<b>\$ 1,391,065</b>	<b>\$ 1,111,939</b>	<b>\$ 115,229</b>	<b>\$ 77,805,995</b>	<b>\$ 80,424,228</b>

\* Amounts owned by the University of Florida Foundation, Inc. are not included in the accompanying financial statements.

\*\* The balance of endowment income funds at year-end is included in "Due from the University of Florida Foundation, Inc." in the accompanying statement of net position.

\*\*\*The University of Florida Foundation, Inc. is utilizing a more recent mortality table for discounting the present value of the trust liability based on extended life expectancies.



**INDEPENDENT AUDITORS' REPORT ON INTERNAL CONTROL OVER FINANCIAL  
REPORTING AND ON COMPLIANCE AND OTHER MATTERS BASED ON AN AUDIT OF  
FINANCIAL STATEMENTS PERFORMED IN ACCORDANCE WITH  
GOVERNMENT AUDITING STANDARDS**

To the Board of Directors,  
Gator Boosters, Inc.:

We have audited in accordance with auditing standards generally accepted in the United States of America and the standards applicable to financial audits contained in *Government Auditing Standards*, issued by the Comptroller General of the United States, the financial statements of Gator Boosters, Inc., which comprise the statement of net position as of June 30, 2021, and the related statements of revenues, expenses, and changes in net position and cash flows for the year then ended, and the related notes to the financial statements and have issued our report thereon dated September 23, 2021.

***Internal Control over Financial Reporting***

In planning and performing our audit of the financial statements, we considered Gator Boosters, Inc.'s internal control over financial reporting (internal control) to determine the audit procedures that are appropriate in the circumstances for the purpose of expressing our opinion on the financial statements, but not for the purpose of expressing an opinion on the effectiveness of the Gator Boosters, Inc.'s internal control. Accordingly, we do not express an opinion on the effectiveness of the Gator Boosters, Inc.'s internal control.

*A deficiency in internal control* exists when the design or operation of a control does not allow management or employees in the normal course of performing their assigned functions, to prevent, or detect and correct misstatements on a timely basis. *A material weakness* is a deficiency, or a combination of deficiencies, in internal control, such that there is a reasonable possibility that a material misstatement of the entity's financial statements will not be prevented, or detected and corrected on a timely basis. *A significant deficiency* is a deficiency, or a combination of deficiencies, in internal control that is less severe than a material weakness, yet important enough to merit attention by those charged with governance.

Our consideration of internal control over financial reporting was for the limited purpose described in the first paragraph of this section and was not designed to identify all deficiencies in internal control over financial reporting that might be material weaknesses or significant deficiencies. Given these limitations, during our audit we did not identify any deficiencies in internal control that we consider to be material weaknesses. However, material weaknesses may exist that have not been identified.

121 Executive Circle  
Daytona Beach, FL 32114-1180  
Telephone: 386-257-4100

133 East Indiana Avenue  
DeLand, FL 32724-4329  
Telephone: 386-738-3300

5931 NW 1st Place  
Gainesville, FL 32607-2063  
Telephone: 352-378-1331

2477 Tim Gamble Place, Suite 200  
Tallahassee, FL 32308-4386  
Telephone: 850-386-6184

Website: [www.jmco.com](http://www.jmco.com) | Email: [info@jmco.com](mailto:info@jmco.com) | Member of AGN International with offices in principal cities worldwide



### ***Compliance and Other Matters***

As part of obtaining reasonable assurance about whether the Gator Boosters, Inc.'s financial statements are free from material misstatement, we performed tests of its compliance with certain provisions of laws, regulations, contracts, and grant agreements, noncompliance with which could have a direct and material effect on the determination of financial statement amounts. However, providing an opinion on compliance with those provisions was not an objective of our audit and, accordingly, we do not express such an opinion. The results of our tests disclosed no instances of noncompliance or other matters that are required to be reported under *Government Auditing Standards*.

### ***Purpose of This Report***

The purpose of this report is solely to describe the scope of our testing of internal control and compliance and the results of that testing, and not to provide an opinion on the effectiveness of the entity's internal control or on compliance. This report is an integral part of an audit performed in accordance with *Government Auditing Standards* in considering the entity's internal control and compliance. Accordingly, this communication is not suitable for any other purpose.

A handwritten signature in black ink that reads "James Moore & Co., P.L.". The signature is written in a cursive, flowing style.

Gainesville, Florida  
September 23, 2021



**GATOR BOOSTERS, INC.**

P.O. Box 13796  
Gainesville, FL 32604  
(800) 34-GATOR (42867)  
[boosters@gators.ufl.edu](mailto:boosters@gators.ufl.edu)