

GATOR BOOSTERS, INC.
FINANCIAL STATEMENTS
JUNE 30, 2019 AND 2018

GATOR BOOSTERS, INC.
TABLE OF CONTENTS
JUNE 30, 2019 AND 2018

	<u>Page(s)</u>
Independent Auditors' Report	1 – 2
Required Supplementary Information	
Management's Discussion and Analysis	3 – 10
Basic Financial Statements	
Statements of Net Position	11
Statements of Revenues, Expenses, and Changes in Net Position	12
Statements of Cash Flows	13
Notes to Financial Statements	14 – 20
Additional Information	
Schedule of Funds Held and Invested by the University of Florida Foundation, Inc. on Behalf of Gator Boosters, Inc.	21
Independent Auditors' Report on Internal Control Over Financial Reporting and on Compliance and Other Matters Based on an Audit of Financial Statements Performed in Accordance with <i>Government Auditing Standards</i>	22 – 23

INDEPENDENT AUDITORS' REPORT

To the Board of Directors,
Gator Boosters, Inc.:

Report on the Financial Statements

We have audited the accompanying financial statements of Gator Boosters, Inc. (Gator Boosters), a direct support organization and component unit (for accounting purposes only) of the University of Florida, as of and for the years ended June 30, 2019 and 2018, and the related notes to the financial statements, which collectively comprise Gator Boosters' basic financial statements as listed in the table of contents.

Management's Responsibility for the Financial Statements

Gator Boosters' management is responsible for the preparation and fair presentation of these financial statements in accordance with accounting principles generally accepted in the United States of America; this includes the design, implementation, and maintenance of internal control relevant to the preparation and fair presentation of financial statements that are free from material misstatement, whether due to fraud or error.

Auditors' Responsibility

Our responsibility is to express an opinion on these financial statements based on our audits. We conducted our audits in accordance with auditing standards generally accepted in the United States of America and the standards applicable to financial audits contained in *Government Auditing Standards*, issued by the Comptroller General of the United States. Those standards require that we plan and perform the audits to obtain reasonable assurance about whether the financial statements are free from material misstatement.

An audit involves performing procedures to obtain audit evidence about the amounts and disclosures in the financial statements. The procedures selected depend on the auditor's judgment, including the assessment of the risks of material misstatement of the financial statements, whether due to fraud or error. In making those risk assessments, the auditor considers internal control relevant to the entity's preparation and fair presentation of the financial statements in order to design audit procedures that are appropriate in the circumstances, but not for the purpose of expressing an opinion on the effectiveness of the entity's internal control. Accordingly, we express no such opinion. An audit also includes evaluating the appropriateness of accounting policies used and the reasonableness of significant accounting estimates made by management, as well as evaluating the overall presentation of the financial statements.

We believe that the audit evidence we have obtained is sufficient and appropriate to provide a basis for our audit opinion.

Opinion

In our opinion, the financial statements referred to above present fairly, in all material respects, the financial position of Gator Boosters as of June 30, 2019 and 2018, and the respective changes in financial position and cash flows thereof for the years then ended in accordance with accounting principles generally accepted in the United States of America.

Other Matters

Required Supplementary Information

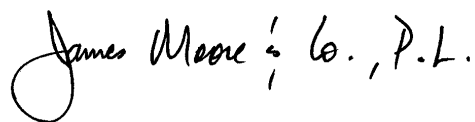
Accounting principles generally accepted in the United States of America require that the management's discussion and analysis on pages 3 through 10 be presented to supplement the basic financial statements. Such information, although not a part of the basic financial statements, is required by the Governmental Accounting Standards Board, who considers it to be an essential part of financial reporting for placing the basic financial statements in an appropriate operational, economic, or historical context. We have applied certain limited procedures to the required supplementary information in accordance with auditing standards generally accepted in the United States of America, which consisted of inquiries of management about the methods of preparing the information and comparing the information for consistency with management's responses to our inquiries, the basic financial statements, and other knowledge we obtained during our audit of the basic financial statements. We do not express an opinion or provide any assurance on the information because the limited procedures do not provide us with sufficient evidence to express an opinion or provide any assurance.

Other Information

Our audit was conducted for the purpose of forming an opinion on the basic financial statements that collectively comprise Gator Boosters financial statements as a whole. The schedule of funds held and invested by the University of Florida Foundation, Inc. on behalf of Gator Boosters, Inc. (included on page 21) is presented for purposes of additional analysis and is not a required part of the basic financial statements. This schedule has not been subjected to the auditing procedures applied in the audit of the basic financial statements and, accordingly, we do not express an opinion or provide any assurance on it.

Other Reporting Required by Government Auditing Standards

In accordance with *Government Auditing Standards*, we have also issued our report dated September 3, 2019, on our consideration of Gator Boosters' internal control over financial reporting and on our tests of its compliance with certain provisions of laws, regulations, contracts, and grant agreements and other matters. The purpose of that report is to describe the scope of our testing of internal control over financial reporting and compliance and the results of that testing, and not to provide an opinion on internal control over financial reporting or on compliance. That report is an integral part of an audit performed in accordance with *Government Auditing Standards* in considering Gator Boosters' internal control over financial reporting and compliance.

James Moore & Co., P.L.

Gainesville, Florida
September 3, 2019

GATOR BOOSTERS, INC.
MANAGEMENT'S DISCUSSION AND ANALYSIS
JUNE 30, 2019 AND 2018

Introduction

Gator Boosters, Inc. (Gator Boosters), a not-for-profit corporation, is a Direct Support Organization of the University of Florida (the University). The mission of Gator Boosters is to strengthen the University's athletic program by encouraging private giving and volunteer leadership from Gators everywhere. Gator Boosters is the University's athletic fund-raising arm. Its goals are to fully fund the scholarship needs for the University's student-athletes and provide them with the resources necessary to compete at the highest level in athletics and academics. The success of Gator Boosters' fund-raising efforts is a testament to the accomplishments of our athletes, the generosity of our membership and the hard work of our fundraisers and support staff.

Overview of the Financial Statements

This report is provided for your convenience and understanding of Gator Boosters' financial condition and operating activities as of and for the fiscal years ended June 30, 2019 and 2018. This discussion and analysis is a narrative explanation of Gator Boosters' financial condition and operating activities for these years. The overview presented below highlights the significant financial activities that occurred during the past two years and describes changes in financial activity from the prior year. Please read this overview in conjunction with the comparative summaries of net position and revenues, expenses and changes in net position and Gator Boosters' financial statements, which begin on Page 11.

Using These Financial Statements

This report consists of a series of financial statements, prepared in accordance with Governmental Accounting Standards Board (GASB) Statement No. 34, *Basic Financial Statements – and Management's Discussion and Analysis – for State and Local Governments* and Statement No. 35, *Basic Financial Statements – and Management's Discussion and Analysis – for Colleges and Universities*.

There are three financial statements presented: the Statements of Net Position, the Statements of Revenues, Expenses and Changes in Net Position and the Statements of Cash Flows. The Statements of Net Position and the Statements of Revenues, Expenses, and Changes in Net Position help to answer the question of whether Gator Boosters is better or worse off as a result of the year's activities. These statements include all assets and liabilities using the accrual basis of accounting, which is similar to the accounting used by most private-sector companies. All of the current year's revenues and expenses are taken into account regardless of when cash is received or paid.

Summary of Net Position

The Statements of Net Position presents the assets, liabilities and net position of Gator Boosters as of the end of the last two fiscal years. A Statement of Net Position is a point-in-time financial statement. Its purpose is to present to the readers of the financial statements a fiscal snapshot of Gator Boosters. The Statements of Net Position present end-of-the-year data concerning Assets (what Gator Boosters owns and how much is owed by others), Liabilities (what Gator Boosters owes to others and has collected from others before the service has been provided), and Net Position (Assets minus Liabilities). The statements are prepared using the economic resources measurement focus and the accrual basis of accounting, where revenues are recorded when earned and expenses are recognized when they are incurred.

GATOR BOOSTERS, INC.
MANAGEMENT'S DISCUSSION AND ANALYSIS
JUNE 30, 2019 and 2018
(Continued)

From the data presented, readers of the Statements of Net Position are able to determine the assets available to continue the operations of Gator Boosters. They are able to determine how much Gator Boosters owes vendors and other entities. Finally, the Statements of Net Position provide a picture of the net position and availability for expenditure by Gator Boosters.

Net Position is divided into three major categories. The first category is "unrestricted" net position. Unrestricted net position is available to Gator Boosters for any legal purpose. The next net position category, "net investment in capital assets", presents Gator Boosters' equity in property and equipment. The final category is "restricted" net position for permanent endowments. Gator Boosters' restricted net position includes the cash surrender value of life insurance policies, which are restricted by contributors for permanent endowments.

Condensed Summary of Net Position

	2019	2018	2018-2019		2017	2017-2018	
			Increase (Decrease)	Percent Change		Increase (Decrease)	Percent Change
Assets:							
Current assets	\$ 5,461,013	\$ 3,827,294	\$ 1,633,719	42.69%	\$ 6,072,772	\$ (2,245,478)	(36.98)%
Capital assets, net	773	5,826	(5,053)	(86.73)%	14,328	(8,502)	(59.34)%
Other assets	590,088	790,162	(200,074)	(25.32)%	666,974	123,188	18.47%
Total assets	<u>6,051,874</u>	<u>4,623,282</u>	<u>1,428,592</u>	<u>30.90%</u>	<u>6,754,074</u>	<u>(2,130,792)</u>	<u>(31.55)%</u>
Liabilities	<u>5,006,727</u>	<u>3,581,074</u>	<u>1,425,653</u>	<u>39.81%</u>	<u>5,732,866</u>	<u>(2,151,792)</u>	<u>(37.53)%</u>
Net Position:							
Unrestricted	552,461	547,408	5,053	0.92%	538,906	8,502	1.58%
Net investment in capital assets	773	5,826	(5,053)	(86.73)%	14,328	(8,502)	(59.34)%
Restricted for permanent endowments-nonexpendable	491,913	488,974	2,939	0.60%	467,974	21,000	4.49%
Total net position	<u>\$ 1,045,147</u>	<u>\$ 1,042,208</u>	<u>\$ 2,939</u>	<u>0.28%</u>	<u>\$ 1,021,208</u>	<u>\$ 21,000</u>	<u>2.06%</u>

Highlights

- Gator Boosters transfers its operating income in the form of contributions to The University Athletic Association, Inc. (the Athletic Association) for scholarships and capital improvements and contributions to an endowment fund held at the University of Florida Foundation, Inc. (the Foundation) for athletic scholarships. As a result, net position remains relatively unchanged from year to year, and this year Gator Boosters had no exceptions similar to the prior year.
- In 2019, current assets increased by \$1.6 million, as opposed to 2018, whereby current assets decreased by \$2.2 million. This change is primarily due to the timing of payments made to the Athletic Association and liquidation of short-term investments.
- Other assets decreased by \$0.2 million in 2019 due to the sale of real estate held by the Foundation and increased by \$0.1 million in 2018 due to the donation of real estate held at the Foundation.

GATOR BOOSTERS, INC.
MANAGEMENT'S DISCUSSION AND ANALYSIS
JUNE 30, 2019 and 2018
(Continued)

Summary of Revenues, Expenses, and Changes in Net Position

The Statements of Revenues, Expenses and Changes in Net Position present the revenues and expenses incurred during each year. Revenues and expenses are reported as operating and nonoperating. Operating revenue consists of contributions from a 14,000 plus-person membership and major gifts. Operating expenses are related to the necessary administrative and personnel needs to manage and promote the membership program.

Nonoperating revenues are revenues received for which goods or services are not provided. Investment income generated on the endowment funds held at the Foundation and on Gator Boosters operating funds are classified as nonoperating revenues.

Nonoperating expenses are investment and gift fees related to the management of the endowment funds, and the transfers of contributions to the Athletic Association and the Foundation.

Condensed Summary of Revenues, Expenses and Changes in Net Position

	<u>2018-2019</u>				<u>2017-2018</u>			
	<u>2019</u>	<u>2018</u>	<u>Increase (Decrease)</u>	<u>Percent Change</u>	<u>2017</u>	<u>Increase (Decrease)</u>	<u>Percent Change</u>	
Operating revenues:								
Football-related contributions	\$ 30,797,600	\$ 34,576,111	\$ (3,778,511)	(10.93)%	\$ 31,730,832	\$ 2,845,279	8.97%	
Basketball-related contributions	2,886,562	3,589,106	(702,544)	(19.57)%	2,252,224	1,336,882	59.36%	
Capital improvement contributions	6,366,163	9,039,324	(2,673,161)	(29.57)%	6,510,386	2,528,938	38.84%	
Special events and other	183,896	95,321	88,575	92.92%	113,793	(18,472)	(16.23)%	
Total operating revenues	<u>40,234,221</u>	<u>47,299,862</u>	<u>(7,065,641)</u>	<u>(14.94)%</u>	<u>40,607,235</u>	<u>6,692,627</u>	<u>16.48%</u>	
Nonoperating revenues:								
Allocation of earnings from endowments at the	1,938,551	1,899,775	38,776	2.04%	1,874,146	25,629	1.37%	
Investment income (loss)	37,875	45,351	(7,476)	(16.48)%	(14,766)	60,117	(407.13)%	
Total nonoperating revenues	<u>1,976,426</u>	<u>1,945,126</u>	<u>31,300</u>	<u>1.61%</u>	<u>1,859,380</u>	<u>85,746</u>	<u>4.61%</u>	
Total revenues	<u>42,210,647</u>	<u>49,244,988</u>	<u>(7,034,341)</u>	<u>(14.28)%</u>	<u>42,466,615</u>	<u>6,778,373</u>	<u>15.96%</u>	
Operating expenses	<u>3,904,749</u>	<u>3,491,771</u>	<u>412,978</u>	<u>11.83%</u>	<u>3,298,248</u>	<u>193,523</u>	<u>5.87%</u>	
Nonoperating expenses:								
Contributions to the Athletic Association	38,027,149	45,332,570	(7,305,421)	(16.12)%	38,823,796	6,508,774	16.76%	
Contributions to the Foundation	10,040	14,135	(4,095)	(28.97)%	36,902	(22,767)	(61.70)%	
Gift fees	270,774	391,931	(121,157)	(30.91)%	311,571	80,360	25.79%	
Total nonoperating expenses	<u>38,307,963</u>	<u>45,738,636</u>	<u>(7,430,673)</u>	<u>(16.25)%</u>	<u>39,172,269</u>	<u>6,566,367</u>	<u>16.76%</u>	
Total expenses	<u>42,212,712</u>	<u>49,230,407</u>	<u>(7,017,695)</u>	<u>(14.25)%</u>	<u>42,470,517</u>	<u>6,759,890</u>	<u>15.92%</u>	
Contributions from donors for permanent endowments	<u>5,004</u>	<u>6,419</u>	<u>(1,415)</u>	<u>(22.04)%</u>	<u>4,004</u>	<u>2,415</u>	<u>60.31%</u>	
Increase in net position	<u>2,939</u>	<u>21,000</u>	<u>(18,061)</u>	<u>(86.00)%</u>	<u>102</u>	<u>20,898</u>	<u>20,488.24%</u>	
Net position, end of year	<u>\$ 1,045,147</u>	<u>\$ 1,042,208</u>	<u>\$ 2,939</u>	<u>0.28%</u>	<u>\$ 1,021,208</u>	<u>\$ 21,000</u>	<u>2.06%</u>	

GATOR BOOSTERS, INC.
MANAGEMENT'S DISCUSSION AND ANALYSIS
JUNE 30, 2019 and 2018
(Continued)

Highlights

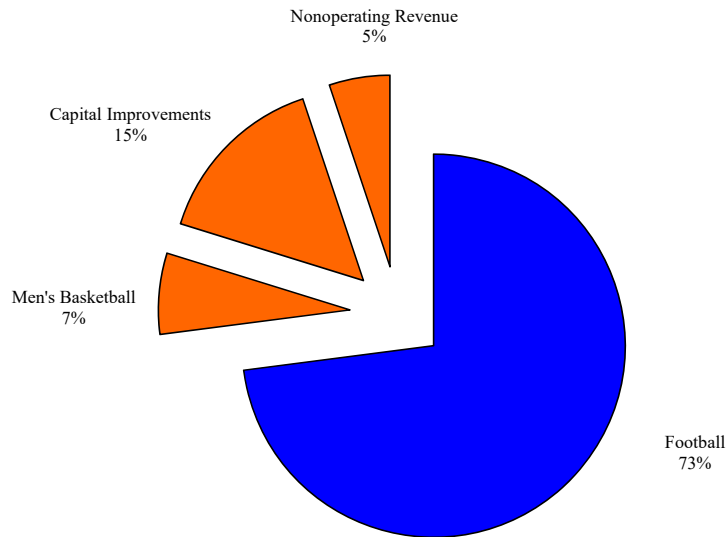
- Football related contributions in 2019 decreased by \$3.8 million and increased in 2018 by \$3.0 million. The decrease in 2019 is due to a normalization of Booster contributions for the 2019 renewal period and the increase in 2018 is due to Boosters contribution rate adjustments, a one-time payment from the SEC to cover lost revenue when postponing the rate adjustment for a year, and increased pre-payments in December 2017 due to the change in the tax deductibility of the Booster contributions beginning January 1, 2018.
- Basketball related contributions for the 2019 season decreased by \$702K due to the timing of the season ticket renewals and increased in 2018 by \$1.3 million due to the timing of the season ticket renewals and increased pre-payments in December 2017 due to the change in the tax deductibility of the Booster contributions beginning January 1, 2018.
- Capital improvement contributions are major gifts designated by the donors for facility construction and renovation. In 2019, these contributions decreased by \$2.7 million and increased in 2018 by \$2.5 million due to scheduled pledge payments.
- Earnings from endowments at the Foundation remained flat in both 2019 and 2018.
- In 2019, investment income decreased by approximately \$7K mainly due to the change in life insurance policies owned by the Boosters. In 2018, investment income increased by approximately \$60K due to the fair value adjustment of the Special Purpose Investment Account and gains in donated stock sales.
- Contributions to the Athletic Association decreased in 2019 by \$7.3 million and increased in 2018 by \$6.5 million primarily due to capital improvement contributions and ticket related contributions.
- Gift fees paid to the Foundation fluctuate based on capital contributions received on a year to year basis.

GATOR BOOSTERS, INC.
MANAGEMENT'S DISCUSSION AND ANALYSIS
JUNE 30, 2019 and 2018
(Continued)

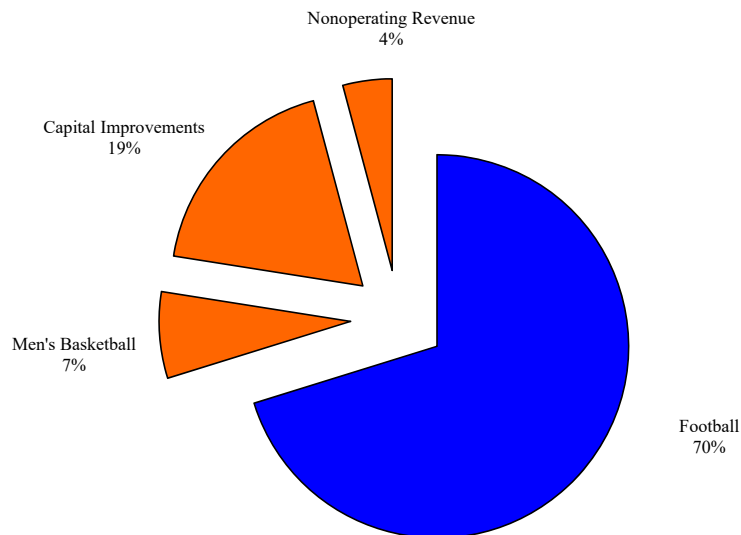
Highlights (Continued)

A graphical representation of the composition of our revenues for the years ended June 30, 2019 and 2018 follows:

REVENUE 2018-2019



REVENUE 2017-2018

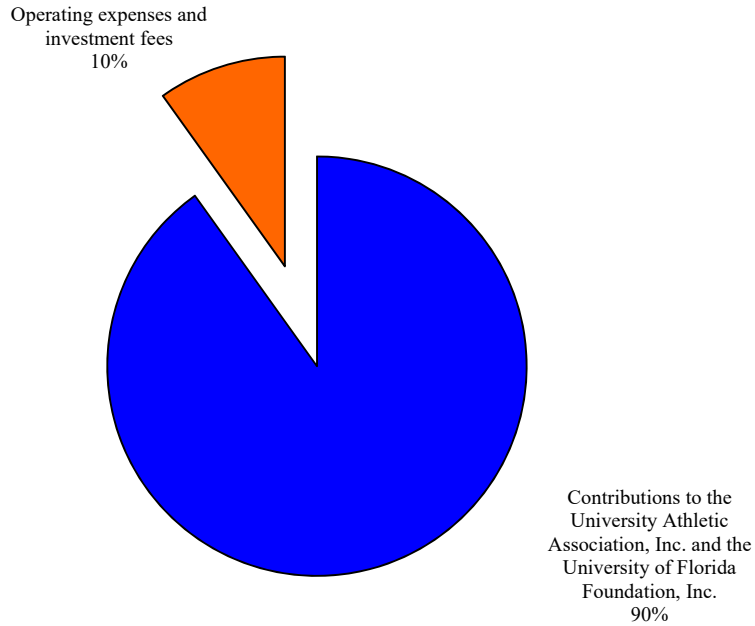


GATOR BOOSTERS, INC.
MANAGEMENT'S DISCUSSION AND ANALYSIS
JUNE 30, 2019 and 2018
(Continued)

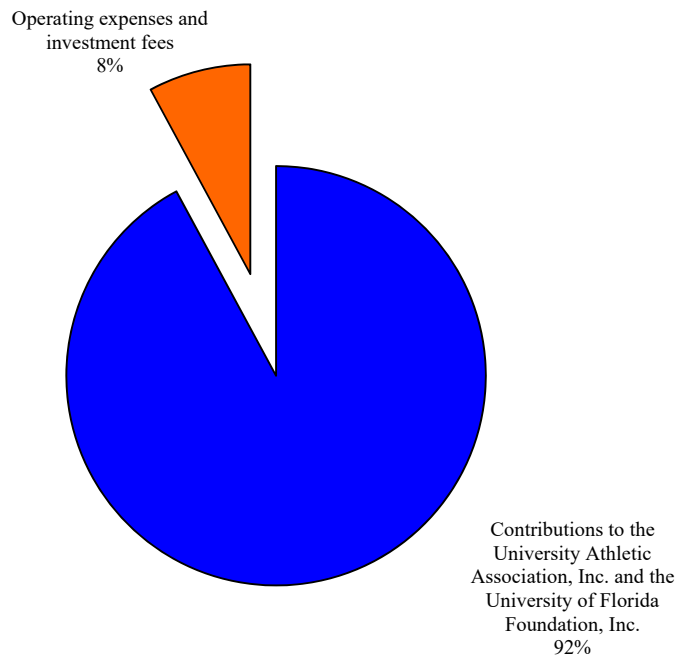
Highlights (Continued)

A graphical representation of the composition of our expenses for the years ended June 30, 2019 and 2018 follows:

EXPENSES AND CONTRIBUTIONS 2018-2019



EXPENSES AND CONTRIBUTIONS 2017-2018



GATOR BOOSTERS, INC.
MANAGEMENT'S DISCUSSION AND ANALYSIS
JUNE 30, 2019 and 2018
(Continued)

Summary of the Statements of Cash Flows

The final statements presented are the Statements of Cash Flows. The primary purpose of the Statements of Cash Flows is to provide detailed information about the cash receipts and cash payments of Gator Boosters during the years shown. The statements classify cash receipts and cash payments as they result from operating, noncapital financing, capital and related financing, or investing activities. The first section, cash flows from operating activities, presents the cash effects of transactions and other events that enter into the determination of Gator Boosters' operating income. The second section, cash flows from noncapital financing activities, shows the cash received and spent for nonoperating, noninvesting, and noncapital financing purposes and includes contributions to the Athletic Association and Foundation. The next section, cash flows from capital and related financing activities, provides information about cash used for the acquisition of capital assets and related items. The fourth section, cash flows from investing activities, details the proceeds and income received from investing activities. The final section reconciles the net cash provided (used) by operating activities to the operating income reflected on the Statements of Revenues, Expenses and Changes in Net Position.

Condensed Summary of Cash Flows

	2019	2018	2018-2019		2017	2017-2018	
			Increase (Decrease)	Percent Change		Increase (Decrease)	Percent Change
Cash flows from:							
Operating activities	\$ 36,319,866	\$ 44,372,211	\$ (8,052,345)	(18.15)%	\$ 37,792,160	\$ 6,580,051	17.41%
Noncapital financing activities	(36,636,533)	(47,558,418)	10,921,885	22.97%	(39,128,059)	(8,430,359)	(21.55)%
Investing activities	1,816,707	2,856,481	(1,039,774)	(36.40)%	1,675,910	1,180,571	70.44%
Net change in cash and cash equivalents	1,500,040	(329,726)	1,829,766	554.94%	340,011	(669,737)	(196.98)%
Cash and cash equivalents, end of year	\$ 1,949,800	\$ 449,760	\$ 1,500,040	333.52%	\$ 779,486	\$ (329,726)	(42.30)%

Highlights

- Cash provided by operating activities decreased by \$8.1 million in 2019 and decreased by \$6.6 million in 2018 primarily due to the timing of football related contributions and capital projects contributions.
- Cash used for noncapital financing activities decreased by \$10.9 million in 2019 and increased by \$8.4 million in 2018 due to fluctuations in the contributions made to the Athletic Association.
- Cash provided by investing activities decreased by \$1.0 million in 2019 is due to the timing of transfers from the Foundation to Gator Boosters and increased by \$1.2 million in 2018 due to the timing of transfers from the Foundation to Gator Boosters.

GATOR BOOSTERS, INC.
MANAGEMENT'S DISCUSSION AND ANALYSIS
JUNE 30, 2019 and 2018
(Continued)

Next Year

The main focus of Gator Boosters in 2019-2020 will be on soliciting major gifts for the two capital projects consisting of the new baseball ballpark and the new football training complex. Gator Boosters will also focus on building our donor pipeline on both ends of the financial spectrum along with stewarding our annual giving donors.

Contacting Management

This financial narrative is designed to provide the reader with a general overview of Gator Boosters' finances and to show Gator Boosters' accountability for the contributions it receives. If you have questions about this report or need additional financial information, contact the Gator Boosters Office at Ben Hill Griffin Stadium, Gainesville, Florida:

Gator Boosters, Inc.
PO Box 13796
Gainesville, FL 32604
(352) 375-4683

**GATOR BOOSTERS, INC.
STATEMENTS OF NET POSITION
JUNE 30, 2019 AND 2018**

	2019	2018
<u>ASSETS</u>		
Current assets		
Cash and cash equivalents	\$ 1,949,800	\$ 449,760
Short-term investments	1,022,029	586,976
Funds held and invested by the University of Florida Foundation, Inc. on behalf of Gator Boosters, Inc., current portion	464,375	832,188
Accounts receivable	2,911	5,304
Due from the University of Florida Foundation, Inc.	1,894,968	1,873,189
Prepaid expenses	126,930	79,877
Total current assets	5,461,013	3,827,294
Noncurrent assets		
Capital assets, net	773	5,826
Cash surrender value of life insurance, restricted	491,913	488,974
Funds held and invested by the University of Florida Foundation, Inc. on behalf of Gator Boosters, Inc., noncurrent portion	98,175	301,188
Total noncurrent assets	590,861	795,988
Total assets	6,051,874	4,623,282
<u>LIABILITIES</u>		
Current liabilities		
Accounts payable and accrued expenses	224,691	192,169
Due to The University Athletic Association, Inc., current portion	4,564,078	2,965,413
Accrued compensated absences, current portion	10,000	20,587
Total current liabilities	4,798,769	3,178,169
Noncurrent liabilities		
Due to The University Athletic Association, Inc., noncurrent portion	98,175	301,188
Accrued compensated absences, noncurrent portion	109,783	101,717
Total noncurrent liabilities	207,958	402,905
Total liabilities	5,006,727	3,581,074
<u>NET POSITION</u>		
Net investment in capital assets	773	5,826
Restricted for permanent endowments - nonexpendable	491,913	488,974
Unrestricted	552,461	547,408
Total net position	\$ 1,045,147	\$ 1,042,208

The accompanying notes to financial statements
are an integral part of these statements.

GATOR BOOSTERS, INC.
STATEMENTS OF REVENUES, EXPENSES,
AND CHANGES IN NET POSITION
FOR THE YEARS ENDED JUNE 30, 2019 AND 2018

	<u>2019</u>	<u>2018</u>
Operating revenues		
Football-related contributions	\$ 30,797,600	\$ 34,576,111
Basketball-related contributions	2,886,562	3,589,106
Capital improvement contributions	6,366,163	9,039,324
Special events	58,752	41,395
Other contributions	125,144	53,926
Total operating revenues	<u>40,234,221</u>	<u>47,299,862</u>
Operating expenses		
Salaries and benefits	1,656,230	1,567,503
Publication expenses	48,910	54,574
Promotion	1,525,684	1,183,543
Meeting and travel	120,928	139,900
General and administrative	482,881	487,479
Special events	70,116	58,772
Total operating expenses	<u>3,904,749</u>	<u>3,491,771</u>
Operating income	<u>36,329,472</u>	<u>43,808,091</u>
Nonoperating revenues (expenses)		
Contributions to The University Athletic Association, Inc.	(38,027,149)	(45,332,570)
Contributions to the University of Florida Foundation, Inc.	(10,040)	(14,135)
Allocation of earnings from endowments at the University of Florida Foundation, Inc.	1,938,551	1,899,775
Investment income (loss)	37,875	45,351
Gift and overhead fees	(270,774)	(391,931)
Net nonoperating revenues (expenses)	<u>(36,331,537)</u>	<u>(43,793,510)</u>
Income (loss) before contributions for permanent endowments	<u>(2,065)</u>	<u>14,581</u>
Contributions from donors for permanent endowments	5,004	6,419
Increase in net position	<u>2,939</u>	<u>21,000</u>
Net position, beginning of year	1,042,208	1,021,208
Net position, end of year	<u>\$ 1,045,147</u>	<u>\$ 1,042,208</u>

The accompanying notes to financial statements
are an integral part of these statements.

GATOR BOOSTERS, INC.
STATEMENTS OF CASH FLOWS
FOR THE YEARS ENDED JUNE 30, 2019 AND 2018

	2019	2018
Cash flows from operating activities		
Receipts from contributors and others	\$ 40,236,614	\$ 47,789,851
Payments to employees for services	(1,668,140)	(1,538,869)
Payments to suppliers	(2,248,608)	(1,878,771)
Net cash provided by operating activities	36,319,866	44,372,211
Cash flows from noncapital financing activities		
Receipts from contributors for permanent endowments	5,004	6,419
Contributions to the University of Florida Foundation, Inc.	(10,040)	(14,135)
Contributions to The University Athletic Association, Inc.	(36,631,497)	(47,550,702)
Net cash used in noncapital financing activities	(36,636,533)	(47,558,418)
Cash flows from investing activities		
Redemption of funds held and invested by the University of Florida Foundation, Inc. on behalf of Gator Boosters, Inc.	6,979,625	10,123,040
Investment of funds held and invested by the University of Florida Foundation, Inc. on behalf of Gator Boosters, Inc.	(6,405,207)	(9,547,660)
Gift and overhead fees	(270,774)	(391,931)
Premiums paid on life insurance policies	(6,376)	(5,404)
Allocation of earnings from endowments at the University of Florida Foundation, Inc.	1,916,772	1,877,927
Purchases of investment securities	(417,023)	(21,935)
Proceeds from sale and maturities of investment securities	-	801,479
Cash received for interest	19,690	20,965
Net cash provided by investing activities	1,816,707	2,856,481
Increase (decrease) in cash and cash equivalents	1,500,040	(329,726)
Cash and cash equivalents, beginning of year	449,760	779,486
Cash and cash equivalents, end of year	\$ 1,949,800	\$ 449,760
Reconciliation of operating income to net cash provided by operating activities		
Operating income	\$ 36,329,472	\$ 43,808,091
Adjustments to reconcile operating income to net cash provided by operating activities:		
Depreciation	5,053	8,502
Changes in assets and liabilities:		
Accounts receivable	2,393	(3,186)
Due from the University of Florida Foundation, Inc.	-	500,000
Prepaid expenses	(47,053)	(7,536)
Accounts payable and accrued expenses	32,522	60,466
Accrued compensated absences	(2,521)	12,699
Deferred revenue	-	(6,825)
Net cash provided by operating activities	\$ 36,319,866	\$ 44,372,211

The accompanying notes to financial statements
are an integral part of these statements.

GATOR BOOSTERS, INC.
NOTES TO FINANCIAL STATEMENTS
JUNE 30, 2019 AND 2018

(1) **Summary of Significant Accounting Policies:**

The following is a summary of the more significant accounting policies of Gator Boosters, Inc. (Gator Boosters), which affect significant elements of the accompanying basic financial statements:

(a) **Reporting entity**—Gator Boosters is a not-for-profit organization established solely to solicit funds for the benefit of the University of Florida (the University) athletic programs. The accompanying financial statements are intended to present the results of these fund raising efforts and the resources available to support the University's athletic programs. Gator Boosters is a direct support organization and component unit (for accounting purposes only) of the University.

(b) **Measurement focus, basis of accounting, and financial statement presentation**—The financial statements of Gator Boosters have been prepared using the economic resources measurement focus and the accrual basis of accounting. Under this method, revenues are recorded when earned and expenses are recognized when they are incurred.

Gator Boosters distinguishes operating revenues and expenses from nonoperating items. Operating revenues and expenses for Gator Boosters are those that result from the solicitation of funds for the benefit of the University athletic programs. It also includes all revenue and expenses not related to capital and related financing, noncapital financing, or investing activities. As required by GASB Statement No. 34, *Basic Financial Statements – and Management's Discussion and Analysis – for State and Local Governments*, contributions to permanent endowments are not considered operating revenues and are reported after nonoperating revenues and expenses in the accompanying statements of revenues, expenses, and changes in net position.

(c) **Cash and cash equivalents**—For purposes of reporting cash flows, cash and cash equivalents include only highly liquid investments with original maturities of three months or less.

(d) **Accounts receivable**—Accounts receivable are stated at the amount management expects to collect from balances at year-end. Based on management's assessment of the credit history with organizations and individuals having outstanding balances and current relationships with them, it has concluded that realized losses on balances outstanding at year-end will likely be immaterial. Gator Boosters has no policy requiring collateral or other security to support its accounts receivable.

(e) **Fair value measurements**—Gator Boosters categorizes its fair value measurements within the fair value hierarchy established by generally accepted accounting principles. The hierarchy is based on the valuation inputs used to measure the fair value of the asset. Level 1 inputs are quoted prices in active markets for identical assets; Level 2 inputs are significant other observable inputs; Level 3 inputs are significant unobservable inputs.

(f) **Capital assets**—Capital assets purchased or acquired with an original cost of \$700 or more are recorded at historical cost or estimated historical cost. Contributed assets are recorded at fair market value as of the date received. Additions, improvements and other capital outlays that significantly extend the useful life of an asset are capitalized. Other costs incurred for repairs and maintenance are expensed as incurred. Depreciation on all assets is provided on the straight-line basis over the estimated useful lives of the assets, which is considered to be five years for all assets owned by Gator Boosters at June 30, 2019 and 2018.

(g) **Restricted assets**—Restricted assets include the cash surrender value of life insurance policies, which are restricted by contributors for permanent endowments.

GATOR BOOSTERS, INC.
NOTES TO FINANCIAL STATEMENTS
JUNE 30, 2019 AND 2018

(1) **Summary of Significant Accounting Policies:** (Continued)

(h) **Accrued compensated absences**—Eligible employees are entitled to annual and sick leave with pay. Gator Boosters accrues accumulated unpaid annual vacation leave and associated employee-related costs, these amounts are included in the accompanying statement of net position. Vacation pay is expensed when earned by the employee up to the maximum payout. Sick leave payments are expensed when used, as sick leave is not eligible for payout.

(i) **Net position**—Net position is classified and displayed in three components:

- Net investment in capital assets – consists of capital assets, net of accumulated depreciation, reduced by the outstanding balances of any debt that is attributable to those assets.
- Restricted – consists of assets that have constraints placed upon their use either by external donors or creditors or through laws, regulations or constraints imposed by law through constitutional provisions or enabling legislation, reduced by any liabilities to be paid from these assets.
- Unrestricted – consists of net position that does not meet the definition of “restricted” or “net investment in capital assets.”

When both restricted and unrestricted net position is available for use, it is Gator Boosters’ policy to use restricted resources first, then unrestricted resources as they are needed.

(j) **Use of estimates**—The preparation of financial statements in conformity with accounting principles generally accepted in the United States of America requires management to make estimates and assumptions that affect the reported amounts of assets and liabilities at the date of the financial statements and reported amounts of revenues and expenses during the year. Actual results could differ from those estimates.

(k) **Income taxes**—Gator Boosters is generally exempt from Federal income taxes under the provisions of Section 501(c)(3) of the Internal Revenue Code. Therefore, no provision for income taxes has been made in the accompanying financial statements.

Gator Boosters files tax returns in the U.S. federal jurisdiction. Management of Gator Boosters considers the likelihood of changes by taxing authorities in its filed income tax returns and recognizes a liability for or discloses potential significant changes that management believes are more likely than not to occur, including changes to Gator Boosters’ status as a not-for-profit entity. Management believes Gator Boosters met the requirements to maintain its tax-exempt status and has no income subject to unrelated business income tax, therefore no provision for income taxes has been provided in these financial statements. Gator Boosters’ income tax returns for the past three years are subject to examination by tax authorities, and may change upon examination.

(l) **Future accounting pronouncements**—GASB issued Statement No. 87, Leases, in June 2017. GASB 87 aims to better meet the information needs of financial statement users by improving accounting and financial reporting for leases by governments. The provisions in GASB 87 are effective for periods beginning after December 15, 2019. Gator Boosters is currently evaluating the impact this statement will have on its financial statements.

GATOR BOOSTERS, INC.
NOTES TO FINANCIAL STATEMENTS
JUNE 30, 2019 AND 2018

(1) **Summary of Significant Accounting Policies:** (Continued)

GASB issued Statement No. 84, Fiduciary Activities, in January 2017. GASB 84 seeks to improve guidance regarding the identification of fiduciary activities for accounting and financial reporting purposes and how those activities should be reported. The provisions in GASB 84 are effective for fiscal years beginning after December 15, 2018. The Association is currently evaluating the impact this statement will have on its financial statements.

(2) **Cash and Short-term Investments:**

(a) **Cash and cash equivalents**—Gator Boosters had demand deposits with a regional bank with bank balances amounting to \$1,999,943 and \$450,286 at June 30, 2019 and 2018, respectively. Custodial credit risk for deposits is the risk that in the event of a bank failure, Gator Boosters' deposits may not be returned. Gator Boosters does not have a deposit policy for custodial credit risk, although all demand deposits with banks are federally insured up to \$250,000 under FDIC protection. As of June 30, 2019 and 2018, \$1,749,943 and \$200,286 respectively, of Gator Boosters' bank balances was exposed to custodial credit risk.

(b) **Short-term investments**—Short-term investments are comprised of funds invested in the Special Purpose Investment Account (SPIA) within the Florida Treasury Investment Pool (FTIP). Funds within the FTIP are subject to various risks including credit risk and interest rate risk. Credit risk is the risk that an issuer or other counterparty to an investment will not fulfill its obligations. This risk can be evaluated based on the rating assigned to an issuer or other counterparty by an independent rating agency. Interest rate risk is the risk that arises for holders of fixed income securities due to fluctuations in interest rates. This risk increases as the time to maturity or duration of these securities increase. The FTIP is not exposed to foreign currency risk as State law and investment policy do not authorize the FTIP to purchase investments in foreign currencies.

Gator Boosters reported short-term investments in SPIA at fair value totaling \$1,022,029 and \$586,976 at June 30, 2019 and 2018, respectively, representing ownership of a share of the pool, not the underlying securities. Pooled investments with the State Treasury are not registered with the Securities and Exchange Commission. Oversight of the pooled investments with the State Treasury is provided by the Treasury Investment Committee per Section 17.575, Florida Statutes. The authorized investment types are set forth in Section 17.57, Florida Statutes. The SPIA carried a credit rating of AA-f and A+f by Standard & Poor's, had an effective duration of 2.71 years and 3 years and a fair value factor of 1.0103 and 0.9872 as of June 30, 2019 and 2018, respectively. Participants contribute to the Treasury Pool on a dollar basis. These funds are commingled and a fair value of the pool is determined from the individual values of the securities. The fair value of the securities is summed and a total pool fair value is determined. A fair value factor is calculated by dividing the pool's total fair value by the pool participant's total cash balances. The fair value factor is the ratio used to determine the fair value of an individual participant's pool balance. Gator Boosters relies on policies developed by the State Treasury for managing interest rate risk or credit risk for this investment pool. Disclosures for the State Treasury investment pool are included in the notes to financial statements of the State's Comprehensive Annual Financial Report.

The fair value of Gator Boosters investment in SPIA is measured on a recurring basis, which is valued based on Gator Boosters share of the pool, using significant unobservable inputs (Level 3).

GATOR BOOSTERS, INC.
NOTES TO FINANCIAL STATEMENTS
JUNE 30, 2019 AND 2018

(3) **Capital Assets:**

Capital asset activity for the year ended June 30, 2019, was as follows:

	Beginning Balance	Increases	Decreases	Ending Balance
Furniture and equipment	\$ 135,017	\$ -	\$ -	\$ 135,017
Leasehold improvements	50,018	-	-	50,018
Total capital assets at historical cost	<u>185,035</u>	<u>-</u>	<u>-</u>	<u>185,035</u>
Less accumulated depreciation for:				
Furniture and equipment	129,191	5,053	-	134,244
Leasehold improvements	50,018	-	-	50,018
Total accumulated depreciation	<u>179,209</u>	<u>5,053</u>	<u>-</u>	<u>184,262</u>
Capital assets, net	<u>\$ 5,826</u>	<u>\$ (5,053)</u>	<u>\$ -</u>	<u>\$ 773</u>

Capital asset activity for the year ended June 30, 2018, was as follows:

	Beginning Balance	Increases	Decreases	Ending Balance
Furniture and equipment	\$ 135,017	\$ -	\$ -	\$ 135,017
Leasehold improvements	50,018	-	-	50,018
Total capital assets at historical cost	<u>185,035</u>	<u>-</u>	<u>-</u>	<u>185,035</u>
Less accumulated depreciation for:				
Furniture and equipment	120,689	8,502	-	129,191
Leasehold improvements	50,018	-	-	50,018
Total accumulated depreciation	<u>170,707</u>	<u>8,502</u>	<u>-</u>	<u>179,209</u>
Capital assets, net	<u>\$ 14,328</u>	<u>\$ (8,502)</u>	<u>\$ -</u>	<u>\$ 5,826</u>

(4) **Funds Held and Invested by the University of Florida Foundation, Inc. on Behalf of Gator Boosters:**

Endowment fund investments are held and invested by the University of Florida Foundation, Inc. (the Foundation) to be managed on behalf of Gator Boosters. Endowment fund contributions made to the Foundation and any appreciation on all of the endowment funds are considered to be assets and net position of the Foundation. These amounts are not included in the accompanying financial statements of Gator Boosters as they are not considered to be the property of Gator Boosters. The total amount of endowment and deferred endowment assets held by the Foundation on behalf of Gator Boosters was \$62,259,693 and \$60,205,712 at June 30, 2019 and 2018, respectively.

GATOR BOOSTERS, INC.
NOTES TO FINANCIAL STATEMENTS
JUNE 30, 2019 AND 2018

(4) **Funds Held and Invested by the University of Florida Foundation, Inc. on Behalf of Gator Boosters:** (Continued)

In addition to endowment and deferred endowment funds, Gator Boosters maintains operating accounts with the Foundation. These amounts are included in the accompanying financial statements of Gator Boosters as “Funds held and invested by the University of Florida Foundation, Inc. on behalf of Gator Boosters, Inc.” and were comprised of the following at June 30, 2019 and 2018:

	June 30, 2019			
	Major Gifts	Ticket Related	Administrative Overhead	Total
Assets:				
Cash	\$ 450,841	\$ -	\$ 13,534	\$ 464,375
Real estate held for resale	98,175	-	-	98,175
Total assets	549,016	-	-	562,550
Liabilities	-	-	-	-
Net funds held	\$ 549,016	\$ -	\$ 13,534	\$ 562,550
	June 30, 2018			
	Major Gifts	Ticket Related	Administrative Overhead	Total
Assets:				
Cash	\$ 828,654	\$ -	\$ 3,534	\$ 832,188
Real estate held for resale	301,188	-	-	301,188
Total assets	1,129,842	-	3,534	1,133,376
Liabilities	-	-	-	-
Net funds held	\$ 1,129,842	\$ -	\$ 3,534	\$ 1,133,376

Donations of real estate held for resale received by the Foundation on behalf of Gator Boosters are initially recorded at the appraised value and annually the Director of Real Estate at the Foundation reviews all properties for any material impairment. The real estate held for resale component of these funds are considered noncurrent assets, all other items are considered current assets in the accompanying financial statements.

The Foundation distributes an earnings allocation (4.00% for the years ended June 30, 2019 and 2018) on endowment funds to Gator Boosters annually. These earnings allocations totaled \$1,938,551 and \$1,899,775 for the years ended June 30, 2019 and 2018, respectively. Gator Boosters must use the cash payout for the purposes designated by the donor. Any investment income and realized or unrealized gains in excess of the earnings allocation is retained by the Foundation and reinvested in the Foundation endowment pool.

GATOR BOOSTERS, INC.
NOTES TO FINANCIAL STATEMENTS
JUNE 30, 2019 AND 2018

(5) **Long-term Liabilities:**

Long-term liability activity for the year ended June 30, 2019, was as follows:

	<u>Beginning Balance</u>	<u>Additions</u>	<u>Reductions</u>	<u>Ending Balance</u>	<u>Amounts Due Within One Year</u>
Accrued compensated absences	\$ 122,304	\$ 108,385	\$ 110,906	\$ 119,783	\$ 10,000

Long-term liability activity for the year ended June 30, 2018, was as follows:

	<u>Beginning Balance</u>	<u>Additions</u>	<u>Reductions</u>	<u>Ending Balance</u>	<u>Amounts Due Within One Year</u>
Accrued compensated absences	\$ 109,605	\$ 109,709	\$ 97,010	\$ 122,304	\$ 20,587

(6) **Related-Party Transactions:**

Gator Boosters solicits contributions in support of the University's athletic programs, which are administered by The University Athletic Association, Inc. (the Athletic Association). Support is provided for scholarships and athletic facilities. Amounts transferred to the Athletic Association are reflected in the accompanying financial statements.

Gator Boosters recognizes contribution expense for amounts due to the Athletic Association in the year in which such amounts are received. The Athletic Association, however, does not recognize these amounts as revenue until the year in which the related athletic event is held or the year when the related scholarship expenses are incurred. A reconciliation of contribution expenses to the Athletic Association as recognized in the accompanying statements of revenues, expenses, and changes in net position to contributions revenue as reflected in the financial statements of the Athletic Association for the years ended June 30, 2019 and 2018, is as follows:

	<u>2019</u>	<u>2018</u>
Contributions to the Athletic Association, as recognized in the accompanying statements of revenues, expenses, and changes in net position	\$ 38,027,149	\$ 45,332,570
Recognition by the Athletic Association of prior year amounts received from Gator Boosters that were previously unearned	32,654,627	29,106,949
Deferral by the Athletic Association of amounts received from Gator Boosters in the current year	(30,283,545)	(32,654,627)
Contributions from Gator Boosters, as recognized in the financial statements of the Athletic Association	<u>\$ 40,398,231</u>	<u>\$ 41,784,892</u>

GATOR BOOSTERS, INC.
NOTES TO FINANCIAL STATEMENTS
JUNE 30, 2019 AND 2018

(6) **Related-Party Transactions:** (Continued)

Gator Boosters occupies, without charge, office space owned by the Athletic Association. The use of this office space was valued at \$70,620 for the years ended June 30, 2019 and 2018, and is recorded by Gator Boosters as rent expense and donated facilities, which is included in “general and administrative” expenses in the accompanying financial statements. During 2004, Gator Boosters entered into an agreement with the Athletic Association whereby the Athletic Association would provide accounting services to Gator Boosters. Additionally, Gator Boosters annually reimburses the Athletic Association for sports information and computer support services. For the years ended June 30, 2019 and 2018, Gator Boosters paid \$190,000 in each year, respectively, to the Athletic Association for accounting and other support services.

(7) **Donated Materials, Facilities and Services:**

Gator Boosters records the value of donated materials, facilities and services at their fair market value at the date of donation. For the years ended June 30, 2019 and 2018, Gator Boosters received \$92,000 and \$93,000, respectively, for donated materials, facilities and services, of which \$70,620 per year was from the Athletic Association for the use of office space.

(8) **Pension Plan:**

Beginning July 1, 2013, the Gator Boosters Board of Directors elected to adopt The University of Florida Athletic Association, Inc. Employees’ Money Purchase Pension Plan and Trust, a defined contribution pension plan covering substantially all full-time employees. Total pension expense for the plan was \$135,606 and \$128,992 for the years ended June 30, 2019 and 2018, respectively. Contributions are made by Gator Boosters to the pension plan based on 12% of an eligible employee’s earnings. During the years ended June 30, 2019 and 2018, total pension applicable payroll for employees covered under the plan was \$1,166,928 and \$1,155,513, respectively, which represented approximately 90% and 97% of total payroll for the years ended June 30, 2019 and 2018.

(9) **Risk Management:**

Gator Boosters is exposed to various risks of loss including general liability, property and casualty, group health and life, auto and physical damage, and workers’ compensation. Conventional, commercial insurance coverage has been purchased from various independent carriers to insure against such risks and minimize Gator Boosters’ financial exposure to such risks. Claims have not exceeded coverage in the past three years.

Gator Boosters is not involved in any risk pools with other governmental entities.

ADDITIONAL INFORMATION

GATOR BOOSTERS, INC.
SCHEDULE OF FUNDS HELD AND INVESTED BY THE UNIVERSITY
OF FLORIDA FOUNDATION, INC. ON BEHALF OF GATOR BOOSTERS, INC.
FOR THE YEARS ENDED JUNE 30, 2019 AND 2018
(UNAUDITED)

	Operating Funds	Endowment Income Funds**	Deferred Endowments Owned by the UF Foundation, Inc.*	Endowment Funds Owned by the UF Foundation, Inc.*	Total
Balance, June 30, 2017	\$ 1,702,936	\$ 1,861,690	\$ 736,395	\$ 56,254,930	\$ 60,555,951
Contributions	9,927,822	500	164,148	982,647	11,075,117
Gift, credit card, and overhead fees	(391,977)	(28,107)	(28,517)	(653,785)	(1,102,386)
Beneficiary distributions	-	-	(254,353)	58,821	(195,532)
Investment earnings (losses)	5,866	-	136,904	4,750,990	4,893,760
Real estate gains (losses)	-	-	-	-	-
Allocation of earnings from endowments at the UF Foundation, Inc.	-	1,942,468	-	-	1,942,468
Transfer of operating funds to other accounts	(10,111,271)	(1,874,146)	-	(1,942,468)	(13,927,885)
Balance, June 30, 2018	<u>1,133,376</u>	<u>1,902,405</u>	<u>754,577</u>	<u>59,451,135</u>	<u>63,241,493</u>
Contributions	6,598,628	50	119,882	1,104,469	7,823,029
Gift, credit card, and overhead fees	(257,228)	(53,444)	(16,481)	(668,865)	(996,018)
Beneficiary distributions	-	-	(219,616)	-	(219,616)
Investment earnings (losses)	5,245	-	228,013	3,823,191	4,056,449
Real estate gains (losses)	(143,244)	-	-	(13,758)	(157,002)
Change in valuation methodology by the UF Foundation, Inc.***	-	-	(315,712)	-	(315,712)
Allocation of earnings from endowments at the UF Foundation, Inc.	-	1,987,142	-	-	1,987,142
Transfer of operating funds to other accounts	(6,774,227)	(1,907,813)	-	(1,987,142)	(10,669,182)
Balance, June 30, 2019	<u>\$ 562,550</u>	<u>\$ 1,928,340</u>	<u>\$ 550,663</u>	<u>\$ 61,709,030</u>	<u>\$ 64,750,583</u>

* Amounts owned by the University of Florida Foundation, Inc. are not included in the accompanying financial statements

** The balance of endowment income funds at year-end is included in "Due from the University of Florida Foundation, Inc." in the accompanying statements of net position.

*** The University of Florida Foundation, Inc. is utilizing a more recent mortality table for discounting the present value of the trust liability based on extended life expectancies.

See accompanying notes to financial statements.

**INDEPENDENT AUDITORS' REPORT ON INTERNAL CONTROL OVER FINANCIAL
REPORTING AND ON COMPLIANCE AND OTHER MATTERS BASED ON AN AUDIT OF
FINANCIAL STATEMENTS PERFORMED IN ACCORDANCE WITH
GOVERNMENT AUDITING STANDARDS**

To the Board of Directors,
Gator Boosters, Inc.:

We have audited in accordance with auditing standards generally accepted in the United States of America and the standards applicable to financial audits contained in *Government Auditing Standards*, issued by the Comptroller General of the United States, the financial statements of Gator Boosters, Inc., which comprise the statement of net position as of June 30, 2019, and the related statements of revenues, expenses, and changes in net position and cash flows for the year then ended, and the related notes to the financial statements and have issued our report thereon dated September 3, 2019.

Internal Control over Financial Reporting

In planning and performing our audit of the financial statements, we considered Gator Boosters, Inc.'s internal control over financial reporting (internal control) to determine the audit procedures that are appropriate in the circumstances for the purpose of expressing our opinion on the financial statements, but not for the purpose of expressing an opinion on the effectiveness of the Gator Boosters, Inc.'s internal control. Accordingly, we do not express an opinion on the effectiveness of the Gator Boosters, Inc.'s internal control.

A *deficiency in internal control* exists when the design or operation of a control does not allow management or employees in the normal course of performing their assigned functions, to prevent, or detect and correct misstatements on a timely basis. A *material weakness* is a deficiency, or a combination of deficiencies, in internal control, such that there is a reasonable possibility that a material misstatement of the entity's financial statements will not be prevented, or detected and corrected on a timely basis. A *significant deficiency* is a deficiency, or a combination of deficiencies, in internal control that is less severe than a material weakness, yet important enough to merit attention by those charged with governance.

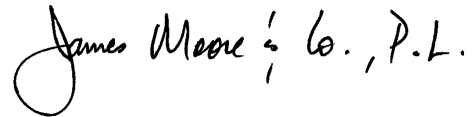
Our consideration of internal control over financial reporting was for the limited purpose described in the first paragraph of this section and was not designed to identify all deficiencies in internal control over financial reporting that might be material weaknesses or significant deficiencies. Given these limitations, during our audit we did not identify any deficiencies in internal control that we consider to be material weaknesses. However, material weaknesses may exist that have not been identified.

Compliance and Other Matters

As part of obtaining reasonable assurance about whether the Gator Boosters, Inc.'s financial statements are free from material misstatement, we performed tests of its compliance with certain provisions of laws, regulations, contracts, and grant agreements, noncompliance with which could have a direct and material effect on the determination of financial statement amounts. However, providing an opinion on compliance with those provisions was not an objective of our audit and, accordingly, we do not express such an opinion. The results of our tests disclosed no instances of noncompliance or other matters that are required to be reported under *Government Auditing Standards*.

Purpose of This Report

The purpose of this report is solely to describe the scope of our testing of internal control and compliance and the results of that testing, and not to provide an opinion on the effectiveness of the entity's internal control or on compliance. This report is an integral part of an audit performed in accordance with *Government Auditing Standards* in considering the entity's internal control and compliance. Accordingly, this communication is not suitable for any other purpose.

James Moore & Co., P.L.

Gainesville, Florida
September 3, 2019